

ILLUSTRATED **PrintServer 40/40 Plus** PARTS BREAKDOWN SYSTEM

HOW TO USE THE IPB

GENERAL

This IPB is compiled following the organization and nomenclature of the engineering drawing structure.

MAJOR ASSEMBLY LOCATOR (When Applicable)

The Major Assembly Locator (first illustration) is an index that provides a description and a figure reference for all illustrations used in this manual.

INDENTED PARTS LIST

This manual identifies each assembly being broken down (figure reference callout), and all parts of that assembly. Further breakdown of an assembly is shown by an asterisk (*) preceding the item callouts in the Description Column. The number of asterisks preceding an item is used to denote the subordination of that item with respect to the Major Assembly. A single asterisk preceding an item description indicates that the item is part of the major assembly being illustrated. Items that are subordinate to single asterisks items, are denoted by two asterisks (**) and immediately follow the related single asterisk item. This system of part identification provides a means for the user to identify the next higher assembly item and make alternate selections for parts when the required replacement part of assembly is not immediately available.

COLUMN CALLOUT DESCRIPTION

Figure and Item – Indicates the figure number and item number of each part.

Description – Lists the name of the part and pertinent specifications (when required). Asterisks preceding the description denote the subordination of the part to the next higher assembly.

DEC Part No. – Lists the Digital part ordering number. A blank in this column indicates a Digital part number was not assigned at the time of publication.

ECO Cut-In – The notation at the top of this column indicates the ECO level of the system (option), at which the IPB was initially prepared. Subsequent ECO level designations, that modify existing parts or add new parts to the device, are inserted in the ECO Cut-In column next to the part that is added or modified.

Used On Code – Letters in this column correspond to the variation codes assigned in Figure 1. Parts with an Alpha notation(s) are used only in those option variations. A blank indicates that the part is used on all option variations.

Ref Fig No. – A cross reference between illustrations. For each Major Assembly, the number in this column denotes the figure of the next higher assembly. For all subassemblies, the number in this column denotes the figure showing additional detailed breakdown.

PART NUMBER/PART DESCRIPTION INDEX SECTION

Parts are indexed both numerically and alphabetically by description, referenced to a location within the IPB, by figure number and item number.

| REVISION HISTORY | | | | OTHER IPB MANUALS REFERENCED |
|------------------|-----------|-------------|-----------|---|
| PRINTING | ECO LEVEL | | DATE | |
| 3rd Printing | LPS40 | 00000-00007 | 08-AUG-91 | EK-VT320-IP EK-LK201-IP EK-VT320-IP |
| | 630QP | 00000-00000 | | |
| | 650QP | 00000-00006 | | |
| | 70-22385 | 00002-00005 | | |
| | 70-21860 | 00004-00010 | | |
| | 70-22007 | 00001-00002 | | |
| | 70-19986 | 00001-00001 | | |

Digital Equipment Corporation reserves the right, without notice, to make substitutions and modifications in the specifications of products documented in this manual and further reserves the right to withdraw any of these products from the market without notice.

Digital Equipment Corporation is not responsible for errors which may appear in the technical description (including illustrations and photographs) of the products covered by this manual.

None of the descriptions contained in this manual imply the granting of any license whatsoever to make, use or sell equipment constructed in accordance therewith.

Restricted Rights: Use, duplication or disclosure by the U.S. Government is subject to restrictions as set forth in subparagraph (c) (1) (ii) of the Rights in Technical Data and Computer Software clause at DFARS 252.227-2713.

Copyright © 1987, 1989, 1991 by Digital Equipment Corporation. All rights reserved.
Printed in U.S.A.

The postage-paid READER'S COMMENTS form on the last page of this document requests your critical evaluation to assist us in preparing future documentation.

The following are trademarks of Digital Equipment Corporation :

DECdirect, CVAX, DELQA, DEC, DECdirect, DECUS, DEQNA, LK201, MicroVAX, PDP, PrintServer, Q-bus, UNIBUS, VAX, VT320 and the DIGITAL logo.

LPS40-01-BD

Figure 1. PrintServer 40 (Sheet 1 of 2)

LPS40-01A-BD

Figure 1. PrintServer 40 (Sheet 2 of 2)

| FIG.& ITEM NO. | DESCRIPTION | DEC PART NO. ^H | ECO CUT-IN LPS40 00000 | USED ON CODE | REF FIG NO. |
|----------------------|---|------------------------------|---------------------------------|--------------------|-------------------|
| 1- | PrintServer 40 | | | | |
| | Code A - Used on Model LPS40-A3 (Europe/International Version) | LPS40-A3 | | A | |
| | Code B - Used on Model LPS40-AA (U.S./Canada Version) | LPS40-AA | | B | |
| | Code C - Used on Model LPS40-AJ (Japan/Kanji Version) | LPS40-AJ | | C | |
| | Code D - Used on Model LPS40-EA (U.S./Canada Version) | LPS40-EA | | D | |
| | Code E - Used on Model LPS40-E3 (International Version) | LPS40-E3 | | E | |
| | Code F - Used on Model LPS40-EJ (Japan/Kanji Version) | LPS40-EJ | | F | |
| 1 | *ENGINE, LASER PRINT (See Note 1) | LN02-AA | | BD | |
| | *ENGINE, LASER PRINT (See Note 1) | LN02-AB | | ACEF | |
| 2 | *TRAY ASSEMBLY, LARGE CAPACITY , INPUT/STACKER FACE DOWN | LN02X-AA | | | |
| 3 | **Tray Assembly, Large Capacity Input (See Note 2) | 30-25271-03 | | | |
| 4 | **Stacker Assembly, Face Down (See Note 2A) | 30-25271-04 | | | |
| 5 | *CONTROLLER ASSEMBLY, LPS40 (See Note 3) | 630QP-A3 | | ABDE | 26 |
| | *CONTROLLER ASSEMBLY, LPS40 Kanji (See Note 3)(added) | 630QP-B3 | 00003 | CF | 26 |
| 6 | *TERMINAL, VT320 VIDEO (w/White Phosphor) (240V)(See Note 4) | VT320-A3 | | BD | |
| | *TERMINAL, VT320 VIDEO (w/Amber Phosphor) (240V)(See Note 4) | VT320-C3 | | AE | |
| 7 | *Stand, VT Terminal (replaces 34-23503-01) | VT2XX-AA | 00007 | | |
| 8 | *KEYBOARD ASSEMBLY, LK201-A (See Note 4A) | LK201-RE | | ABED | |
| 9 | *TERMINAL, VT382 VIDEO (Monochrome) (Kanji Text, 240V) | VT382-FB | | CF | |
| 10 | *Cable Assembly, (BC17H-05) | 17-00677-05 | | | |
| | MISCELLANEOUS CORDS/CABLES (Not Shown) | | | | |
| | *Cable, Power (U.S.) | 29-26285-00 | | | |
| | *Cable, Power (Japan) | 70-23341-07 | | | |
| | *Cable, Power Video Terminal (U.S.) | 29-26276-00 | | | |
| | *Cable, Power Video Terminal (International) | 29-26277-00 | | | |
| | *Cable, Power MicroVAX (U.S.) | 29-26282-00 | | | |
| | *Cable, Power MicroVAX (International) | 29-26278-00 | | | |
| | *Cable, Power Print Engine (U.S.) | 29-26269-00 | | | |
| | *Cable, Power Print Engine (International) | 29-26279-00 | | | |
| | *Cord, Power Face Down Stacker (U.S.) | 29-26281-00 | | | |
| | *Cord, Power Face Down Stacker (International) | 29-26280-00 | | | |

| FIG.& ITEM NO. | DESCRIPTION | H DEC PART NO. | ECO CUT-IN LPS40 00000 | USED ON CODE | REF FIG NO. |
|----------------------|--|----------------------|---------------------------------|--------------------|-------------------|
| 1- | MISC. CORDS/CABLES (CONTINUED) | | | | |
| | *Cord, Power Large Capacity Input Tray | 29-26270-00 | | | |
| | *Cable, I/F Print Engine Data DC | 29-26283-00 | | | |
| | *Cable, I/F Face Down Stacker | 29-26284-00 | | | |
| | *Cable, I/F Large Capacity Input Tray | 29-26271-00 | | | |
| | *Wire Set, Main Corona | 29-26267-00 | | | |
| | *Wire Set, T. Corona | 29-26268-00 | | | |
| | *Cord, Power (for Terminal) 2.5 meters (6A) | 17-00365-03 | 00007 | CF | |
| | *Cord, Power (250V 20A) | 2J-H078A-01 | 00007 | CF | |
| | COUNTRY KITS/ITEMS (Not Shown) | | | | |
| | *KIT, LPS40 COUNTRY (U.S./English) | PS2K1-AA | | BD | |
| | *KIT, LPS40 COUNTRY (Europe/International) | PS2K1-AB | | AE | |
| | *KIT, LPS40 COUNTRY (Japanese/Kanji) | PS2K1-AJ | | CF | |
| | **Paper, Xerographic (8.5 x 11, 20 LB.) | 36-20926-04 | | BD | |
| | **Paper, Xerographic (8.5 x 14, 20 LB.) | 36-20926-05 | | BD | |
| | **Paper, Xerographic (210 x 297MM, 20 LB.) | 36-20926-06 | | ACE | |
| | **Paper, Xerographic (11 x 17, 20 LB.) | 36-20926-07 | | BD | |
| | **Paper, Xerographic (364 x 257MM, 20 LB.) | 36-20926-11 | | ACE | |
| | **Paper, Xerographic (297 x 420MM, 20 LB.) | 36-20926-09 | | ACEF | |
| | **Documentation, Installation Guide | EK-LPS40-IN | | | |
| | **Documentation, Operators Guide | EK-LPS40-OP | | | |
| | **Documentation, Operators Reference Cards | EK-LPS40-RC | | ACEF | |
| | **Cord, Power Terminal 2.5 meters (6A) | 17-00442-03 | | BD | |
| | **Cable/Jumper Assembly 2.5 meters (6A) | 17-00365-03 | | CF | |
| | **Cord, Power (250V 20A) | 2J-H078A-01 | | CF | |
| | **Label, Postcard FTZ | 36-21232-19 | | AE | |
| | **Documentation, LPS40 Operat. Guide (Japan) | EK-LPS40-OG | | CF | |
| | **Documentation, Operat. Ref. Cards (Japan) | EK-LPS40-CA | | CF | |
| | **Documentation, Read Me First | EK-LPS40-RM | | CF | |
| | Note 1: Refer to Figures 11 through 25 for Print Engine Assembly Parts Breakdown. | | | | |
| | Note 2: Refer to Figures 2 through 7 for Large Capacity Input Tray Assembly Parts Breakdown. | | | | |
| | Note 2A. Refer to Figures 8 through 10 for Face Down Stacker Assembly Parts Breakdown. | | | | |
| | Note 3: Refer to Figures 26 through 35 for LPS40 Controller Assembly Parts Breakdown. | | | | |
| | Note 4: See IPB Manual EK-VT320-IP. | | | | |
| | Note 4A: See IPB Manual EK-LK201-IP . | | | | |

LPS40-01B-BD

Figure 1A. PrintServer 40 Plus (Sheet 1 of 2)

LPS40-01C-BD

Figure 1A. PrintServer 40 Plus (Sheet 2 of 2)

| FIG.& ITEM NO. | DESCRIPTION | DEC PART NO. ^H | ECO CUT-IN LPS40 00005 | USED ON CODE | REF FIG NO. |
|----------------------|---|------------------------------|---------------------------------|--------------------|-------------------|
| 1A- | PrintServer 40 Plus | | | | |
| | Code G – Used on Model LPS40-DA (U.S./Canada Version) | LPS40-DA | | G | |
| | Code H – Used on Model LPS40-D3 (Europe/International Version) | LPS40-D3 | | H | |
| | Code J – Used on Model LPS40-DJ (Japan/Kanji Version) | LPS40-DJ | | J | |
| | Code K – Used on Model LPS40-FA (U.S./Canada Version) | LPS40-FA | | K | |
| | Code L – Used on Model LPS40-F3 (International Version) | LPS40-F3 | | L | |
| | Code M – Used on Model LPS40-FJ (Japan/Kanji Version) | LPS40-FJ | | M | |
| 1 | *ENGINE, LASER PRINT (See Note 1) | LN02-AA | | GK | |
| | *ENGINE, LASER PRINT (See Note 1) | LN02-AB | | HJLM | |
| 2 | *TRAY ASSEMBLY, LARGE CAPACITY INPUT/STACKER FACE DOWN | LN02X-AA | | | |
| 3 | **Tray Assembly, Large Capacity Input (See Note 2) | 30-25271-03 | | | |
| 4 | **Stacker Assembly, Face Down (See Note 2A) | 30-25271-04 | | | |
| 5 | *CONTROLLER ASSEMBLY, LPS40 PLUS CVAX (See Note 3) | 650QP-A3 | | GHKL | 26A |
| | *CONTROLLER ASSEMBLY, LPS40 PLUS CVAX KANJI (See Note 3) | 650QP-B3 | | JM | 26A |
| 6 | *TERMINAL, VT320 VIDEO (W/White Phosphor) (240V)(See Note 4) | VT320-A3 | | GK | |
| | *TERMINAL, VT320 VIDEO (w/Amber Phosphor) (240V)(See Note 4) | VT320-C3 | | HL | |
| 7 | *Stand, System (replaces 34-23503-01) | VT2XX-AA | 00007 | | |
| 8 | *KEYBOARD ASSEMBLY, LK201-A (See Note 4A) | LK201-RE | | GHKL | |
| 9 | *TERMINAL, VT382 VIDEO (w/White Phosphor) (KANJI /240V) | VT382-FB | | JM | |
| 10 | *Cable Assembly, (BC27H-05) | 17-00677-05 | | | |
| | Note 1: Refer to Figures 11 through 25 for Print Engine Assembly Parts Breakdown. | | | | |
| | Note 2: Refer to Figures 2 through 7 for Large Capacity Input Tray Assy Parts Breakdown. | | | | |
| | Note 2A. Refer to Figures 8 through 10 for Face Down Stacker Assembly Parts Breakdown. | | | | |
| | Note 3: Refer to Figures 26A through 35 for LPS40plus Controller Assy Parts Breakdown. | | | | |
| | Note 4: See IPB Manual EK-VT320-IP. | | | | |
| | Note 4A: See IPB Manual EK-LK201-IP. | | | | |

| FIG.& ITEM NO. | DESCRIPTION | H DEC PART NO. | ECO CUT-IN | USED ON CODE | REF FIG NO. |
|----------------------|--|----------------------|---------------|--------------------|-------------------|
| 1A- | ITEMS (Not Shown) | | | | |
| | *KIT, LPS40 COUNTRY (U.S./English) | PS2K1-AA | | GK | |
| | *KIT, LPS40 COUNTRY (Europe/International) | PS2K1-AB | | HL | |
| | *KIT, LPS40 COUNTRY (Japanese/Kanji) | PS2K1-AJ | | JM | |
| | **Paper, Xerographic (8.5 x 11, 20 LB.) | 36-20926-04 | | GK | |
| | **Paper, Xerographic (8.5 x 14, 20 LB.) | 36-20926-05 | | GK | |
| | **Paper, Xerographic (210 x 297MM, 20 LB.) | 36-20926-06 | | HJLM | |
| | **Paper, Xerographic (11 x 17, 20 LB.) | 36-20926-07 | | GK | |
| | **Paper, Xerographic (364 x 257MM, 20 LB.) | 36-20926-11 | | HJLM | |
| | **Paper, Xerographic (135 x 257MM, 20 LB.) | 36-20926-12 | | FJM | |
| | **Paper, Xerographic (297 x 420MM, 20 LB.) | 36-20926-09 | | HJLM | |
| | **Documentation, Installation Guide | EK-LPS40-IN | | | |
| | **Documentation, Operators Reference Cards | EK-LPS40-RC | | GHKL | |
| | **Documentation, Operators Guide | EK-LPS40-OP | | | |
| | **Documentation, Operators Guide (Japan) | EK-LPS40-OG | | FJM | |
| | **Documentation, Operators Ref. Cards (Japan) | EK-LPS40-CA | | FJM | |
| | **Documentation, Read Me First (Japan) | EK-LPS40-RM | | FJM | |
| | **Label, Postcard FTZ | 36-21232-19 | | HL | |
| | **Cord, Power (for Terminal 2.5 meters (6A) | 17-00365-03 | 00007 | HJLM | |
| | **Cord, Power (250V 20A) | 2J-H078A-01 | 00007 | FJM | |
| | MISCELLANEOUS PARTS (Not Shown) | | | | |
| | *Cable, Power (U.S.) | 29-26285-00 | | | |
| | *Cable, Power Video Terminal (U.S.) | 29-26276-00 | | | |
| | *Cable, Power Video Terminal (International) | 29-26277-00 | | | |
| | *Cable, Power MicroVAX (U.S.) | 29-26282-00 | | | |
| | *Cable, Power MicroVAX (International) | 29-26278-00 | | | |
| | *Cable, Power Print Engine (U.S.) | 29-26269-00 | | | |
| | *Cable, Power Print Engine (International) | 29-26279-00 | | | |
| | *Cord, Power Face Down Stacker (U.S.) | 29-26281-00 | | | |
| | *Cord, Power Face Down Stacker (International) | 29-26280-00 | | | |
| | *Cord, Power Large Capacity Input Tray | 29-26270-00 | | | |
| | *Cable, I/F Print Engine | 29-26283-00 | | | |
| | *Cable, I/F Face Down Stacker | 29-26284-00 | | | |
| | *Cable, I/F Large Capacity Input Tray | 29-26271-00 | | | |
| | *Cord, Power (for Terminal 2.5 meters (6A) | 17-00365-03 | | JM | |
| | *Cord, Power (250V 20A) | 2J-H078A-01 | 00007 | JM | |
| | *Wire Set, Main Corona | 29-26267-00 | | | |
| | *Wire Set, T. Corona | 29-26268-00 | | | |

PARTS LIST



LPS40-02-BD

Figure 2. Tray Assembly, Large Capacity Input (Exterior)

| FIG.& ITEM NO. | DESCRIPTION | DEC PART NO. | ECO CUT-IN | USED ON CODE | REF FIG NO. |
|----------------------|---|-----------------|---------------|--------------------|-------------------|
| 2- | TRAY ASSEMBLY, LARGE CAPACITY INPUT (EXTERIOR) | N/A | | | 1,1A |
| 1 | *Panel, Side Rear | | | | |
| 2 | *Bolt, Wing (M4) | | | | |
| 3 | *Bracket, Rear Support | | | | |
| 4 | *Cover, Rear | | | | |
| 5 | *Hinge, Door | See Note 1 | | | |
| 6 | *Panel, Operation Display | 29-27461-01 | | | |
| 7 | *Cover, Top | | | | |
| 8 | *Door | See Note 1 | | | |
| 9 | *Plate, Hinge Nut | See Note 1 | | | |
| 10 | *Cover, Bottom | | | | |
| 11 | *Stand, Adjustable | | | | |
| 12 | *Cabinet, Paper | | | | |
| 13 | *Caster (M50 x 65) | | | | |
| 14 | *Catch, Door Magnet | 29-26308-00 | | | |
| 15 | *Bracket, Front Support | | | | |
| 16 | *Guide, Door | 29-26309-00 | | | |
| 17 | *Cover, Bottom Harness | | | | |
| 18 | *Base, Bottom Plate | | | | |
| 19 | *Panel, Front Side | | | | |
| 20 | *Panel, Paper Guide | | | | |
| 21 | *PAPER STOP ASSEMBLY | 29-27905-01 | | | |
| 22 | **Chain, Mechanical Stop | | | | |
| 23 | **Hook | | | | |
| 24 | **Arm, Mechanical Stop | | | | |
| 25 | **Screw, Stepped | 29-26093-00 | | | |
| 26 | **Plate, Mechanical Stop | | | | |
| 27 | **Bracket, Mechanical Stop | | | | |
| 28 | **Washer, Wave (8MM) | | | | |
| 29 | *Screw, Phl Truss Hd. (M4 x 6) | | | | |
| 30 | *Screw, Phl Sunken Hd. (M3 x 10) | See Note 1 | | | |
| 31 | *Screw, Phl w/Flat Washer (M4 x 6) | See Note 2 | | | |
| 32 | *Screw, Phl Pan Hd. (M4x10) | See Note 2 | | | |
| 33 | *Screw, Phl Pan Hd. (M4x6) | See Note 2 | | | |
| 34 | *Screw, Phl Pan Hd. (M3 x 5) | | | | |
| 35 | *Screw, Phl Pan Hd. (M4 x 6) | See Note 2 | | | |
| 36 | *Washer, Toothed (M4) | | | | |
| | Note 1: Part of Door Kit (LCIT) No. 29-26602-00. | | | | |
| | Note 2: Part of Miscellaneous Hardware Kit, No. 29-26052-00 - All items, 10 per kit. | | | | |

PARTS LIST



LPS40-03-BD

Figure 3. Tray/Paper Relay Assembly, Large Capacity input

| FIG.& ITEM NO. | DESCRIPTION | DEC PART NO. | ECO CUT-IN | USED ON CODE | REF FIG NO. |
|----------------------|--|-----------------|---------------|--------------------|-------------------|
| 3- | TRAY/PAPER RELAY ASSEMBLY, LARGE CAPACITY INPUT | N/A | | | 1,1A |
| 1 | *Rail, Upper Adjustable | | | | |
| 2 | *Sensor, LED Type-T | 29-26339-00 | | | |
| 3 | *Harness, Paper End | | | | |
| 4 | *Bracket, Paper End Sensor | | | | |
| 5 | *Stay, Paper End | | | | |
| 6 | *BRACKET ASSEMBLY, SENSOR (LN02) | 29-26612-00 | | | |
| 7 | **Shutter, Stackover Sensor | 29-26045-00 | | | |
| 8 | **Bracket, Paper End | | | | |
| 9 | **Arm, Paper End Feeler | | | | |
| 10 | *Screw, Steps | | | | |
| 11 | *Cover, Paper End | | | | |
| 12 | *Resistor, Elevator Motor | 29-26301-00 | | | |
| 13 | *Cover, Relay Gear | | | | |
| 14 | *Gear, 31T | See Note 1 | | | |
| 15 | *TRANSPORT ASSEMBLY (LN02) | 29-26606-00 | | | |
| 16 | **Bushing, Upper Registration Roller | See Note 2 | | | |
| 17 | **Spring, Relay Roller | See Note 2 | | | |
| 18 | **Spring, Rear Relay Lock Lever | See Note 2 | | | |
| 19 | **Shaft, Relay | See Note 2 | | | |
| 20 | **Spring, Front Relay Lock Lever | See Note 2 | | | |
| 21 | **Lever, Front Relay Lock | See Note 2 | | | |
| 22 | **Guide, Upper Relay Paper | See Note 2 | | | |
| 23 | **Roller, Upper Relay | See Note 2 | | | |
| 24 | **Stay, Lower Relay Paper | See Note 2 | | | |
| 25 | **Shaft, Relay Lock Lever | See Note 2 | | | |
| 26 | **Roller, Lower Relay (See Note 2) | 29-27207-01 | | | |
| 27 | **Shaft, Slant | See Note 2 | | | |
| 28 | **Holder, Front Slant | See Note 2 | | | |
| 29 | **Cable, Relay | 29-26302-00 | | | |
| 30 | **Cover, Relay Sensor | See Note 2 | | | |
| 31 | **Detector, Paper | 29-26312-00 | | | |
| 32 | **Stay, Upper Relay Paper | See Note 2 | | | |
| 33 | **Sensor, Relay | 29-26313-00 | | | |
| 34 | **Holder, Rear Slant | 29-26303-00 | | | |
| 35 | **Pulley, Relay | See Note 2 | | | |
| 36 | **Belt, Timing | 29-25905-00 | | | |
| 37 | **Tightener, Relay | See Note 2 | | | |
| 38 | **Tightener, Roller | See Note 2 | | | |
| 39 | **Guide, Lower Relay Paper | See Note 2 | | | |
| 40 | **Lever, Rear Relay Lock | See Note 2 | | | |

| FIG.& ITEM NO. | DESCRIPTION | DEC PART NO. | ECO CUT-IN | USED ON CODE | REF FIG NO. |
|----------------------|--|-----------------|---------------|--------------------|-------------------|
| 3- | | | | | |
| 41 | *Screw, Phl Pan Hd. (M4 x 10) | See Note 3 | | | |
| 42 | *Ring, Retaining (M3) | See Note 4 | | | |
| 43 | *Ring, Retaining (M6) | See Note 4 | | | |
| 44 | *Bushing (8MM) | See Note 2 | | | |
| 45 | *Screw, Phl Hd. w/Flat Washer (M4 x 6) | See Note 3 | | | |
| 46 | *Ring, Retaining (M4) | See Note 4 | | | |
| 47 | *Clamp, Cable | See Note 2 | | | |
| 48 | *Clip, Nylon (3N) | See Note 4 | | | |
| 49 | *Screw, Shoulder (M4) | See Note 3 | | | |
| 50 | *Screw, Phl Pan Hd w/Flat Washer (M3 x 6) | See Note 3 | | | |
| 51 | *Bracket, Relay Roller | | | | |
| 52 | *Screw, Phl Pan Hd (M4 x 10) | | | | |
| | Note 1: Part of Gear Kit 29-26603-00. | | | | |
| | Note 2: Part of Transport Assembly 29-26606-00. | | | | |
| | Note 3: Part of Miscellaneous Hardware Kit No. 29-26052-00 All items, 10 per kit. | | | | |
| | Note 4: Part of Retaining Rings & Clips Kit No. 29-25883-00 All items, 5 per kit. | | | | |

THIS PAGE INTENTIONALLY LEFT BLANK

PARTS LIST



LPS40-04-BD

Figure 4. Tray/Paper Feed Assembly, Large Capacity Input

| FIG.& ITEM NO. | DESCRIPTION | DEC PART NO. | ECO CUT-IN | USED ON CODE | REF FIG NO. |
|----------------------|---|-----------------|---------------|--------------------|-------------------|
| 4- | TRAY/PAPER FEED ASSEMBLY, LARGE CAPACITY INPUT | N/A | | | 1,1A |
| 1 | *Gear Head, Paper Drive Motor | See Note 1 | | | |
| 2 | *Motor, Paper Drive | 29-25902-00 | | | |
| 3 | *SOLENOID ASSEMBLY, FEED (LN02) | 29-26613-00 | | | |
| 4 | **Bracket, Height Sensor | | | | |
| 5 | **Solenoid, Feed LCIT | 29-25907-00 | | | |
| 6 | **Actuator, Height Sensor | 29-27208-01 | | | |
| 7 | **Bracket, Pick-Up Solenoid | | | | |
| 8 | **Sensor, LED Type-T | 29-26339-00 | | | |
| 9 | **Screw, Phl Pan Hd (M3 x5) | | | | |
| 10 | *Gear, 18T, Separator | See Note 2 | | | |
| 11 | *Shaft, Separation Roller | | | | |
| 12 | *Ring, Snap | See Note 3 | | | |
| 13 | *Guide, Separator | | | | |
| 14 | *Limiter, Torque | | | | |
| 15 | *Roller, Separator | See Note 4 | | | |
| 16 | *Arm, Roller Separator | See Note 4 | | | |
| 17 | *Spring, Pressure | See Note 5 | | | |
| 18 | *Spring, Pick-Up | See Note 5 | | | |
| 19 | *Shaft, Feed | | | | |
| 20 | *Bracket, Feed | | | | |
| 21 | *Shaft, Pressure Pick-Up | | | | |
| 22 | *Roller, Pre-Feed (See Note 4) | 29-25103-00 | | | |
| 23 | *Gear, 19T, Feed | See Note 2 | | | |
| 24 | *Roller, Feed (See Note 4) | 29-25102-00 | | | |
| 25 | *Gear, 18T, Feed | See Note 2 | | | |
| 26 | *Arm, Paper Feed | | | | |
| 27 | *Guide, Feed Shaft | | | | |
| 28 | *Shaft, Lower Clutch | | | | |
| 29 | *Gear, 32T, Feed | See Note 2 | | | |
| 30 | *Clutch, Lower Feed (Trans Mag) | 29-25904-00 | | | |
| 31 | *Gear, 26T, Front Feed | See Note 2 | | | |
| 32 | *Gear, 43T, Feed | See Note 2 | | | |
| 33 | *Guide, Upper Paper | | | | |
| 34 | *Detector, Paper | 29-26312-00 | | | |
| 35 | *Gear, 29T, Lower Internal | See Note 2 | | | |

| FIG.& ITEM NO. | DESCRIPTION | DEC PART NO. | ECO CUT-IN | USED ON CODE | REF FIG NO. |
|----------------------|--|-----------------|---------------|--------------------|-------------------|
| 4- | | | | | |
| 36 | * Gear, 29T, Lower External | See Note 2 | | | |
| 37 | * Frame, Paper Feed | | | | |
| 38 | * Gear, 29T, Upper Internal | See Note 2 | | | |
| 39 | * Gear, 29T, Upper External | See Note 2 | | | |
| 40 | * Gear, 24T, Feed | See Note 2 | | | |
| 41 | * Clutch, Upper Feed | 29-25903-00 | | | |
| 42 | * Gear, 26T, Rear Feed | See Note 2 | | | |
| 43 | * Cover, Paper Feed Gear | 29-27209-01 | | | |
| 44 | * Gear, 18T, Interior Separator | See Note 2 | | | |
| 45 | * Shaft, Paper Separator | 29-27206-01 | | | |
| 46 | * Ring, Retaining (M5) | See Note 3 | | | |
| 47 | * Holder, Separator Guide | | | | |
| 48 | * Clutch, (6MM) Oneway | 29-27210-01 | | | |
| 49 | * Ring, Retaining (M4) | See Note 3 | | | |
| 50 | * Bushing (8MM) | | | | |
| 51 | * Ring, Retaining (M6) | See Note 3 | | | |
| 52 | * Screw, Hex Headless Set (M4 x 4) | See Note 6 | | | |
| 53 | * Screw, Hex Headless Set (M5 x 6) | | | | |
| 54 | * Screw, Phl Pan Hd. (M5 x 40) | See Note 1 | | | |
| 55 | * Screw, Phl Pan Hd. (M4 x 10) | See Note 6 | | | |
| 56 | * Screw, Phl Pan Hd. (M4 x 6) | See Note 6 | | | |
| 57 | * Bushing (6MM) | | | | |
| | <p>Note 1: Part of Paper Drive Motor Kit, No. 29-26614-00.</p> <p>Note 2: Part of Gear Kit, No. 29-26603-00.</p> <p>Note 3: Part of Retaining Rings and Clips Kit, No. 29-25883-00 - All items, 5 per kit.</p> <p>Note 4: Part of Feed Roller Kit, No. 29-25837-00.</p> <p>Note 5: Part of Spring Kit, No. 29-25882-00 - All items, 3 per kit.</p> <p>Note 6: Part of Miscellaneous Hardware Kit, No. 29-26052-00 - All items, 10 per kit.</p> | | | | |

THIS PAGE INTENTIONALLY LEFT BLANK

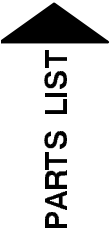


Figure 5. Tray/Drive Assembly, Large Capacity Input

| FIG.& ITEM NO. | DESCRIPTION | DEC PART NO. | ECO CUT-IN | USED ON CODE | REF FIG NO. |
|----------------------|--|-----------------|---------------|--------------------|-------------------|
| 5- | TRAY/DRIVE ASSEMBLY, LARGE CAPACITY INPUT | N/A | | | 1,1A |
| 1 | *Cover, Rear Elevator Belt | | | | |
| 2 | *Pulley Assembly, Upper Elevator | 29-26305-00 | | | |
| 3 | *Belt, Timing | 29-25908-00 | | | |
| 4 | *Bearing, Ball (8x16x5MM) | 29-27615-01 | | | |
| 5 | *Shaft, Long Elevator Collar | | | | |
| 6 | *Wheel, Elevator Worm | 29-26304-00 | | | |
| 7 | *Shaft, Short Elevator Collar | | | | |
| 8 | *Rail, Rear Elevator | | | | |
| 9 | *Shaft, Elevator | | | | |
| 10 | *Pulley, Lower Elevator | 29-26291-00 | | | |
| 11 | *Holder, Elevator Shaft | | | | |
| 12 | *Power Supply Unit, LCIT | 29-25899-00 | | | |
| 13 | *Bracket, Adjustable Frame | See Note 1 | | | |
| 14 | *Holder, Upper Adjustable Belt | See Note 1 | | | |
| 15 | *Frame, Rear Adjustable | | | | |
| 16 | *Plate, Letter Paper | | | | |
| | *Plate, Legal Paper | | | | |
| 17 | *Holder, Lower Adjustable Belt | See Note 1 | | | |
| 18 | *Nut, Adjustable Plate | See Note 1 | | | |
| 19 | *Holder, Elevator Belt | | | | |
| 20 | *Bracket, Rear Elevator Belt | | | | |
| 21 | *Roller, Elevator (See Note 1) | 29-27212-01 | | | |
| 22 | *Spacer, Side Elevator | | | | |
| 23 | *Cover, Paper Sensor | | | | |
| 24 | *Base, Elevator | | | | |
| 25 | *Bracket, Front Elevator Belt | | | | |
| 26 | *Harness, Front Paper Relay | 29-26292-00 | | | |
| 27 | *Pack, Photo-Interrupter | 29-25845-00 | | | |
| 28 | *Rail, Lower Adjustable | | | | |
| 29 | *Bracket, Adjustable Rail | | | | |
| 30 | *Shaft, Adjustable Paper | | | | |
| 31 | *Lever, Right Adjustable Latch | See Note 2 | | | |
| 32 | *Spring, Adjustable Latch Lever | See Note 2 | | | |
| 33 | *Lever, Left Adjustable Latch | See Note 2 | | | |
| 34 | *Frame, Adjustable | | | | |
| 35 | *Belt, Timing | 29-25906-00 | | | |
| 36 | *Pulley, Adjustable Front | 29-26293-00 | | | |
| 37 | *Screw, Adjustable Latch Lever | | | | |
| 38 | *Bracket, Adjustable Latch Lever Elbow | | | | |
| 39 | *Screw, Adjustable Bracket Roller Frame | | | | |

| FIG.& ITEM NO. | DESCRIPTION | DEC PART NO. | ECO CUT-IN | USED ON CODE | REF FIG NO. |
|----------------------|---|-----------------|---------------|--------------------|-------------------|
| 5- | | | | | |
| 40 | *Roller, Adjustable Bracket Frame | | | | |
| 41 | *Rail, Front Elevator | | | | |
| 42 | *Bracket, Adjustable Lower Front Pulley | | | | |
| 43 | *Sensor, LED Type-T | 29-26339-01 | | | |
| 44 | *ELEVATOR MOTOR ASSEMBLY (LN02) | 29-26605-00 | | | |
| 45 | **Bearing, Ball (10x22x6MM) | | | | |
| 46 | **Motor, Elevator | 29-25900-00 | | | |
| 47 | **Tray, Gear Head Motor | 29-25901-00 | | | |
| 48 | **Cover, Elevator Gear | | | | |
| 49 | **Gear, Elevator Worm | | | | |
| 50 | **Knob, Registration Roller | | | | |
| 51 | *Shaft, Rear Adjustable Pulley | | | | |
| 52 | *Pulley, Rear Adjustable | | | | |
| 53 | *Bracket, Upper Rear Adjustable Pulley | | | | |
| 54 | *Bracket, Lower Rear Adjustable Pulley | | | | |
| 55 | *Screw, Phl Pan Hd. (M4x6) | See Note 3 | | | |
| 56 | *Clamp, Harness (WS-2WS) | | | | |
| 57 | *Bracket, Adjustable Upper Front Pulley | | | | |
| 58 | *Screw, Hex Headless Set (M5x6) | | | | |
| 59 | *Screw, Phl Hd. w/Flat Washer (M4x8) | | | | |
| 60 | *Screw, Phl Pan Hd. (M4x8) | See Note 3 | | | |
| 61 | *Screw, Phl Pan Hd. (M4x14) | See Note 3 | | | |
| 62 | *Clip, Nylon (3N) | See Note 4 | | | |
| 63 | *Screw, Phl Pan Hd. (M4x12) | See Note 3 | | | |
| 64 | *Screw, Phl Pan Hd. (M4x10) | See Note 3 | | | |
| 65 | *Screw, Phl Pan Hd. (M5x35) | | | | |
| 66 | *Bushing, (6MM) | | | | |
| 67 | *Ring, Retaining (M4) | See Note 4 | | | |
| 68 | *Ring, Retaining (M6) | See Note 4 | | | |
| 69 | *Screw, Phl Hd. w/Flat Washer (M4x6) | | | | |
| 70 | *Washer, Inner Toothed (M4) | | | | |
| | <p>Note 1: Part of Bracket Kit No. 29-26595-00.</p> <p>Note 2: Part of Lever Kit No. 29-26596-00.</p> <p>Note 3: Part of Miscellaneous Hardware Kit No. 29-26052-00 All items, 10 per kit.</p> <p>Note 4: Part of Retaining Rings & Clips Kit No. 29-25883-00 All items, 5 per kit.</p> | | | | |

THIS PAGE INTENTIONALLY LEFT BLANK

PARTS LIST



LPS40-06-BD

Figure 6. Harness Assembly, Large Capacity Input Tray Front

| FIG.& ITEM NO. | DESCRIPTION | DEC PART NO. | ECO CUT-IN | USED ON CODE | REF FIG NO. |
|----------------------|---|-----------------|---------------|--------------------|-------------------|
| 6- | HARNESS ASSEMBLY, LARGE CAPACITY INPUT TRAY FRONT | N/A | | | 1,1A |
| 1 | *Cable, Interface | 29-26271-00 | | | |
| 2 | *Module, Sequence Controller | 29-25898-00 | | | |
| 3 | *Cable, PCB | 29-26295-00 | | | |
| 4 | *Bracket, Safety Sensor | | | | |
| 5 | *Switch, Push AC | 29-25865-00 | | | |
| 6 | *Sensor, Safety | 29-26296-00 | | | |
| 7 | *Screw, Slot Hd. (M4) | | | | |
| 8 | *Switch, Elevator | 29-26306-00 | | | |
| 9 | *Screw, Phl Pan Hd. (M4x6) | See Note 1 | | | |
| 10 | *Clamp, Harness (WS-2NS) | | | | |
| 11 | *Clamp | | | | |
| 12 | *Bushing (7.9M) | | | | |
| 13 | *Screw, Phl Pan Hd (M43 x 12) | | | | |
| 14 | *Clip, Nylon (4N) | | | | |
| | Note 1: Part of Miscellaneous Hardware Kit, No. 29-26052-00 - All items, 10 per kit. | | | | |

PARTS LIST



LPS40-07-BD

Figure 7. Harness Assembly, Large Capacity Input Tray Rear

| FIG.& ITEM NO. | DESCRIPTION | DEC PART NO. | ECO CUT-IN | USED ON CODE | REF FIG NO. |
|----------------------|---|-----------------|---------------|--------------------|-------------------|
| 7- | HARNESS ASSEMBLY, LARGE CAPACITY INPUT TRAY REAR | N/A | | | 1,1A |
| 1 | *Module, Paper Drive Motor | 29-26307-00 | | | |
| 2 | *Cable, PCB | | | | |
| 3 | *Cord, AC Power LCIT:PDU | 29-26270-00 | | | |
| 4 | *Cable, Interface | 29-26271-00 | | | |
| 5 | *Input Assembly, AC | 29-26298-00 | | | |
| 6 | *Cable, Breaker | 29-26399-00 | | | |
| 7 | *Cable, Power Supply Relay | 29-26300-00 | | | |
| 8 | *Screw, Phl Pan Hd. (M4x6) | See Note 1 | | | |
| 9 | *Clamp, Harness (WS-2NS) | | | | |
| 10 | *Bushing (13MM) | | | | |
| 11 | *Bushing (7.9MM) | | | | |
| 12 | *Clip, Nylon (7N) | | | | |
| 13 | *Clamp, Harness (WS-1NSV) | | | | |
| 14 | *Clamp, Harness (WS-2WS) | | | | |
| 15 | *Screw, Phl Truss Hd (M4 x 8) | | | | |
| | Note 1: Part of Miscellaneous Hardware Kit, No. 29-26052-00 - All items, 10 per kit. | | | | |

PARTS LIST



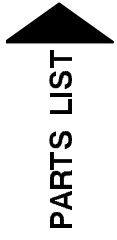
LPS40-08-BD

Figure 8. Electrical Components Assembly, Face Down Stacker Exterior

| FIG.& ITEM NO. | DESCRIPTION | DEC PART NO. | ECO CUT-IN | USED ON CODE | REF FIG NO. |
|----------------------|---|-----------------|---------------|--------------------|-------------------|
| 8- | ELECTRICAL COMPONENTS ASSEMBLY, FACE DOWN STACKER EXTERIOR (FDS) | N/A | | | 1,1A |
| 1 | *Tray, Upper Bracket Paper Exit | | | | |
| 2 | *Tray, Paper Exit | 29-26018-00 | | | |
| 3 | *Harness, AC Main (FDS) | 29-26332-00 | | | |
| 4 | *Transformer (FDS) | 29-25894-00 | | | |
| 5 | *Bracket, AC Power Supply | | | | |
| 6 | *Filter Assembly, Noise | 29-26333-00 | | | |
| 7 | *Stud, Rear Cover | | | | |
| 8 | *Cover, Rear | 29-26334-00 | | | |
| 9 | *Module, Interface | 29-26335-00 | | | |
| 10 | *Stud, Rear Cover | | | | |
| 11 | *Module, Main Control (LN02) | 29-25891-00 | | | |
| 12 | *Bracket, Main Control Board | | | | |
| 13 | *Harness, Solenoid | 29-26336-00 | | | |
| 14 | *Harness, DC Main | 29-26327-00 | | | |
| 15 | *Cover, Upper | 29-26328-00 | | | |
| 16 | *Cord, AC Power (US) (FDS) | 29-26281-00 | | | |
| | *Cord, Power (International)(FDS) | 29-26280-00 | | | |
| 17 | *Cable, Interface DC Data (FDS) | 29-26284-00 | | | |
| 18 | *COVER, LEFT | 29-26331-00 | | | |
| 19 | **Cap, Large Left Cover | | | | |
| 20 | **Cap, Small Left Cover | | | | |
| 21 | *Tray, Lower Bracket Paper Exit | | | | |
| 22 | *Catch, Rotary | 29-26318-00 | | | |
| 23 | *Bracket, Rotary Catch | | | | |
| 24 | *Cover, Front | 29-26319-00 | | | |
| 25 | *Screw, Stepped (M4) | | | | |
| 26 | *Plate, Return Lever Guide | | | | |
| 27 | *Switch, Cover Safety 100/120V | 29-26344-00 | | | |
| 28 | *Bracket, Main Switch | | | | |
| 29 | *Cover, Main Switch Bracket | | | | |
| 30 | *Stud, Lower Mounting | See Note 1 | | | |
| 31 | *Stud, Upper Mounting | See Note 1 | | | |
| 32 | *Cable, Main Motor Relay | | | | |
| 33 | *Breaker, Circuit 1A 250V | 29-26320-00 | | | |
| 34 | *Screw, Phl Pan Hd. (M4x6) | See Note 2 | | | |
| 35 | *Screw, Phl Pan Hd. (M4x6) | See Note 2 | | | |
| 36 | *Screw, Phl Truss Hd. (M4x6) | See Note 2 | | | |
| 37 | *Screw, Phl Hd. w/Flat Washer (M4x6) | See Note 2 | | | |
| 38 | *Screw, Phl Hd. w/Flat Washer (M5x8) | | | | |
| 39 | *Screw, Phl Pan Hd. (M3x5) | See Note 2 | | | |
| 40 | *Screw, Phl Pan Hd. (M3x8) | | | | |

| FIG.& ITEM NO. | DESCRIPTION | DEC PART NO. | ECO CUT-IN | USED ON CODE | REF FIG NO. |
|----------------------|--|-------------------------------------|---------------|--------------------|-------------------|
| 8- | <p>41 *Washer, Toothed (M4)</p> <p>42 *Washer, Toothed (M4)</p> <p>43 *Clip, Cable (4.5MM)</p> <p>44 *Clip, Long Cable (5.2MM)</p> <p>45 *Clip, Nylon (2N)</p> <p>46 *Clip, Nylon (3N) (Not Shown)</p> <p>47 *Clip, Short Cable (5.2MM)</p> <p>48 *Clip, Nylon (6N)</p> <p>49 *Washer, Phillips (M4)</p> <p>Note 1: Part of Hardware Kit, No. 29-26599-00.</p> <p>Note 2: Part of Miscellaneous Hardware Kit No. 29-26052-00 All items, 10 per kit.</p> <p>Note 3: Part of Retaining Rings & Clips Kit No. 29-25883-00 All items, 5 per kit.</p> | <p>See Note 3</p> <p>See Note 3</p> | | | |

THIS PAGE INTENTIONALLY LEFT BLANK



LPS40-09-BD

Figure 9. Inverter Assembly, Face Down Stacker

| FIG.& ITEM NO. | DESCRIPTION | DEC PART NO. | ECO CUT-IN | USED ON CODE | REF FIG NO. |
|----------------------|--------------------------------------|-----------------|---------------|--------------------|-------------------|
| 9- | INVERTER ASSEMBLY, FACE DOWN STACKER | N/A | | | 1,1A |
| 1 | *Guide, Inversion Roller Shaft | See Note 1 | | | |
| 2 | *Spring, Inversion Roller | See Note 2 | | | |
| 3 | *Arm, Right Front Inversion | See Note 1 | | | |
| 4 | *Roller, Right Inversion | See Note 3 | | | |
| 5 | *Roller, Boss Inversion | See Note 1 | | | |
| 6 | *Arm, Right Rear Inversion | See Note 1 | | | |
| 7 | *Spring, Assistant Guide Plate | See Note 2 | | | |
| 8 | *Plate, Assistant Guide | | | | |
| 9 | *Plate, Right Inversion Guide | | | | |
| 10 | *Cam Assembly, Inversion | 29-26345-00 | | | |
| 11 | *Clutch Assembly, Vertical Feed | 29-26346-00 | | | |
| 12 | *Screw, Hex Headless Set (M4x4) | See Note 5 | | | |
| 13 | *Bearing, Ball (6x12x4MM) | | | | |
| 14 | *Screw, Tapping (M4x8) | | | | |
| 15 | *Solenoid, Inversion | 29-25895-00 | | | |
| 16 | *Solenoid, Junction Gate | 29-25896-00 | | | |
| 17 | *Spring, Junction Gate | See Note 2 | | | |
| 18 | *Bushing, (6x10x6MM) | | | | |
| 19 | *Bushing (6MM) | 29-27610-01 | | | |
| 20 | *Stopper, Arm | | | | |
| 21 | *Sprocket, 14T | See Note 4 | | | |
| 22 | *Sprocket, 19T | See Note 4 | | | |
| 23 | *Arm, Assistant Guide Plate | 29-26321-00 | | | |
| 24 | *Solenoid, Return | 29-25890-00 | | | |
| 25 | *Sprocket, 25T | See Note 4 | | | |
| 26 | *Gear, 28T | See Note 4 | | | |
| 27 | *Sprocket, 12 (6MM) | See Note 4 | | | |
| 28 | *Solenoid, Vertical Feed | 29-25897-00 | | | |
| 29 | *Bracket, Vertical Feed Clutch | | | | |
| 30 | *Bearing, Ball (8x16x5MM) | 29-27615-01 | | | |
| 31 | *Roller, Vertical Feed | 29-26322-00 | | | |
| 32 | *Roller, Right Upper Exit | 29-26297-00 | | | |
| 33 | *Shaft, Fulcrum Return Roller | | | | |
| 34 | *Roller, Return | 29-26314-00 | | | |
| 35 | *Plate, Return Roller Spring | 29-26310-00 | | | |
| 36 | *Arm, Left Rear Inversion | See Note 1 | | | |
| 37 | *Shaft, Left Inversion Roller | See Note 1 | | | |
| 38 | *Roller, Left Inversion | See Note 3 | | | |
| 39 | *Arm, Left Front Inversion | | | | |
| 40 | *Roller, Left Upper Exit | 29-26315-00 | | | |
| 41 | *Plate, Left Exit Guide | | | | |
| 42 | *Roller, Upper Inversion | 29-26316-00 | | | |

| FIG.& ITEM NO. | DESCRIPTION | DEC PART NO. | ECO CUT-IN | USED ON CODE | REF FIG NO. |
|----------------------|--|-----------------|---------------|--------------------|-------------------|
| 9- | | | | | |
| 43 | *Bushing, (8MM) | | | | |
| 44 | *Roller, Knob Registration | | | | |
| 45 | *Roller, Left Lower Exit | | | | |
| 46 | *Plate, Left Inversion Guide | | | | |
| 47 | *Detector, Paper | 29-25892-00 | | | |
| 48 | *Cover, Motor | | | | |
| 49 | *Motor Assembly | 29-25893-00 | | | |
| 50 | *Gear, Motor | 29-26317-00 | | | |
| 51 | *Cushion, Right Support Guide | | | | |
| 52 | *Roller, Inversion Drive | See Note 3 | | | |
| 53 | *Gate, Junction | | | | |
| 54 | *Plate, Junction Gate Guide | | | | |
| 55 | *Brush, Long Antistatic | 29-26323-00 | | | |
| 56 | *Screw, Phl Pan Hd. (M4x6) | See Note 5 | | | |
| 57 | *Screw, Phl Pan Hd. (M4x8) | See Note 5 | | | |
| 58 | *Screw, Phl Hd. w/Flat Washer (M4x8) | | | | |
| 59 | *Screw, Phl Pan Hd. (M3x5) | See Note 5 | | | |
| 60 | *Screw, Phl Pan Hd. (M3x6) | | | | |
| 61 | *Screw, Phl Pan Hd. (M4x4) | | | | |
| 62 | *Screw, Hex Headless Set (M4x5) | | | | |
| 63 | *Ring, Retaining (M4) | See Note 6 | | | |
| 64 | *Ring, Retaining (M6) | See Note 6 | | | |
| | <p>Note 1: Part of Inversion Kit, No. 29-26610-00.</p> <p>Note 2: Part of Spring Kit, No. 29-26597-00.</p> <p>Note 3: Part of Roller Kit, No. 29-26611-00.</p> <p>Note 4: Part of Gear Kit, No. 29-26598-00.</p> <p>Note 5: Part of Miscellaneous Hardware Kit, No. 29-26052-00 - All items, 10 per kit.</p> <p>Note 6: Part of Retaining Rings and Clips Kit, No. 29-25882-00 - All items, 5 per kit.</p> | | | | |

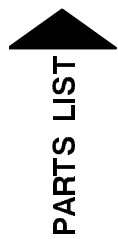
THIS PAGE INTENTIONALLY LEFT BLANK



| FIG.& ITEM NO. | DESCRIPTION | DEC PART NO. | ECO CUT-IN | USED ON CODE | REF FIG NO. |
|----------------------|---|-----------------|---------------|--------------------|-------------------|
| 10- | MISCELLANEOUS COMPONENTS ASSEMBLY, FACE DOWN STACKER | N/A | | | 1,1A |
| 1 | *Plate, Front Entrance Side | | | | |
| 2 | *Detector, Paper | 29-25892-00 | | | |
| 3 | *Guide, Lower Entrance | 29-27213-01 | | | |
| 4 | *Plate, Rear Entrance Side | | | | |
| 5 | *Guide, Upper Entrance | 29-27214-01 | | | |
| 6 | *Guide, Entrance Cover | 29-27215-01 | | | |
| 7 | *Stay | | | | |
| 8 | *Guide, Upper Paper Exit | | | | |
| 9 | *Gear, 46T/15T | See Note 1 | | | |
| 10 | *Gear, 47T w/Sprocket, 15T | See Note 1 | | | |
| 11 | *SPROCKET ASSEMBLY | 29-26608-00 | | | |
| 12 | **Sprocket, Tension | | | | |
| 13 | **Bracket, Tension | | | | |
| 14 | *Gear, 22T w/Sprocket, 11T | See Note 1 | | | |
| 15 | *Chain, Bushed Roller 222P | 29-26337-00 | | | |
| 16 | *Disk, Perforation | 29-26338-00 | | | |
| 17 | *Bushing, (6x10x6MM) | 29-27610-01 | | | |
| 18 | *Bracket, Pulse Generator | | | | |
| 19 | *Shaft, Pulse Generator | | | | |
| 20 | *Gear, 17T | See Note 1 | | | |
| 21 | *Sensor, LED Type T | 29-26339-00 | | | |
| 22 | *Screw, Phl Pan Hd. (M3x14) | | | | |
| 23 | *Bushing, (6MM) | | | | |
| 24 | *Roller, Right Lower Exit | 29-26324-00 | | | |
| 25 | *ACTUATOR ASSEMBLY | 29-26609-00 | | | |
| 26 | **Actuator, Right Overflow Sensor | | | | |
| 27 | **Bracket, Right Overflow Sensor | | | | |
| 28 | **Feeler, Right Overflow Sensor | | | | |
| 29 | *Bracket, Left Overflow Sensor | | | | |
| 30 | *Guide, Paper Feed | | | | |
| 31 | *Brush, Short Antistatic | 29-26325-00 | | | |
| 32 | *Brush, Medium Antistatic | 29-26326-00 | | | |
| 33 | *Stud, Latch | | | | |
| 34 | *Spring, Latch | See Note 2 | | | |
| 35 | *VERTICAL FEED DOOR ASSEMBLY | 29-26607-00. | | | |
| 36 | **Lever, Vertical Feed Door | | | | |
| 37 | **Bracket, Vertical Feed Door | | | | |
| 38 | **Spring, Vertical Feed Door | See Note 2 | | | |
| 39 | **Lever, Vertical Feed Clutch | 29-26341-00 | | | |
| 40 | **Pin, Fulcrum Vertical Feed Door | | | | |
| 41 | **Guide, Inverter Roller Shaft | | | | |
| 42 | **Spring, Inverter Roller | | | | |
| 43 | **Arm, Upper Front Feed Roller | | | | |
| 44 | **Screw, Stepped (M4) | | | | |

| FIG.& ITEM NO. | DESCRIPTION | DEC PART NO. | ECO CUT-IN | USED ON CODE | REF FIG NO. |
|---|-------------------------------------|-----------------|---------------|--------------------|-------------------|
| 10- | | | | | |
| 45 | **Roller, Vertical Feed | 29-26286-00 | | | |
| 46 | **Arm, Upper Rear Feed Roller | | | | |
| 47 | **Arm, Lower Rear Feed Roller | | | | |
| 48 | **Spring, Feed Roller | | | | |
| 49 | **Shaft, Fulcrum Vertical Feed Door | | | | |
| 50 | **Bracket, Spring Hook | | | | |
| 51 | **Arm, Lower Front Feed Roller | | | | |
| 52 | *Foot, Rubber | | | | |
| 53 | *Screw, Phl Pan Hd. (M4x6) | See Note 3 | | | |
| 54 | *Screw, Phl Pan Hd. (M4x10) | See Note 3 | | | |
| 55 | *Screw, Phl Pan Hd. (M4x14) | See Note 3 | | | |
| 56 | *Screw, Hex Headless Set (M4x5) | See Note 3 | | | |
| 57 | *Screw, Hex Headless Set (M5x5) | See Note 3 | | | |
| 58 | *Ring, Retaining (M3) | See Note 4 | | | |
| 59 | *Ring, Retaining (M4) | See Note 4 | | | |
| 60 | *Ring, Retaining (M6) | See Note 4 | | | |
| 61 | *Bushing, Open/Close | | | | |
| 62 | *Screw, Phl w/Flat Washer (M4X6) | See Note 3 | | | |
| 63 | *Plate, Gear Fixing | | | | |
| 64 | *Lever, Vertical Feed Door Release | | | | |
| 65 | *Feeler, Left Overflow Sensor | 29-26340-00 | | | |
| <p>Note 1: Part of Gear Kit, No. 29-26598-00.</p> <p>Note 2: Part of Spring Kit, No.29-26597-00.</p> <p>Note 3: Part of Miscellaneous Hardware Kit, No. 29-26052-00 – All items, 10 per kit.</p> <p>Note 4: Part of Retaining Ring & Clips Kit, No. 29-25883-00 – All items, 5 per kit.</p> | | | | | |

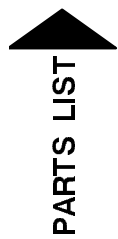
THIS PAGE INTENTIONALLY LEFT BLANK



LPS40-11-BD

Figure 11. Engine Components, Print

| FIG.& ITEM NO. | DESCRIPTION | DEC PART NO. | ECO CUT-IN | USED ON CODE | REF FIG NO. |
|----------------------|------------------------------|-----------------|---------------|--------------------|-------------------|
| 11- | PRINT ENGINE UNIT COMPONENTS | N/A | | | 1,1A |
| 1 | *Module, Sequence Control | 29-25875-00 | | | |
| 2 | *Module, Video Control | 29-25870-00 | | | |
| 3 | *OPTICAL HOUSING UNIT | 29-25909-00 | | | 15 |
| 4 | *Power Supply, DC | 29-25877-00 | | | |
| 5 | *CLEANING UNIT | 29-25847-00 | | | 18 |
| 6 | *FUSING UNIT | 29-25848-00 | | | 20 |
| 7 | *TRANSPORT UNIT | 29-25849-00 | | | 19 |
| 8 | *DEVELOPMENT UNIT | 29-25850-00 | | | 17 |
| 9 | *Cassette, Double Letter | 34-25288-02 | | | |
| | *Cassette, Letter | 34-25288-01 | | | |
| 10 | *Cassette Cover (A3) | | | | |
| | *Cassette Cover (A4) | | | | |



LPS40-12-BD

Figure 12. Print Engine (Exterior)

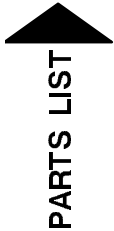
| FIG.& ITEM NO. | DESCRIPTION | DEC PART NO. | ECO CUT-IN | USED ON CODE | REF FIG NO. |
|----------------------|--|-----------------|---------------|--------------------|-------------------|
| 12- | PRINT ENGINE EXTERIOR | N/A | | | 1,1A |
| 1 | *Cover Assembly, Front | 29-26023-00 | | | |
| 2 | *Cover, Right Inner | 29-26273-00 | | | |
| 3 | *Cover, Registration | | | | |
| 4 | *Cover, Left Inner | 29-26274-00 | | | |
| 5 | *Panel, Indicator | 29-25842-00 | | | |
| 6 | *Cover, Right | 29-26024-00 | | | |
| 7 | *Cover, Rear | 29-26025-00 | | | |
| 8 | *Cover, Video Power Control Board Shield | | | | |
| 9 | *Cover, Upper | 29-26026-00 | | | |
| 10 | *Cover, Left | 29-26027-00 | | | |
| 11 | *Bottle, Developer Collection | 29-25843-00 | | | |
| 12 | *Screw, Phl Truss Hd. (M4x6) | See Note 1 | | | |
| 13 | *Screw, Knob (M4x6.5) | See Note 1 | | | |
| 14 | *Screw, Phl W/Flat Washer (M4x6) | See Note 1 | | | |
| 15 | *Bushing, (M4x5) | | | | |
| | Note 1: Part of Miscellaneous Hardware Kit No. 29-26052-00 All items, 10 per kit. | | | | |

PARTS LIST



LPS40-13-BD

Figure 13. Paper Feed Assembly, Print Engine (Sheet 1 of 2)



LPS40-13-BD

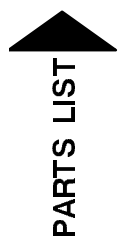
Figure 13. Paper Feed Assembly (Sheet 2 of 2)

| FIG.& ITEM NO. | DESCRIPTION | DEC PART NO. | ECO CUT-IN | USED ON CODE | REF FIG NO. |
|----------------------|--|-----------------|---------------|--------------------|-------------------|
| 13- | PAPER FEED ASSEMBLY, PRINT ENGINE | N/A | | | 1,1A |
| 1 | *Bushing (10MM) | | | | |
| 2 | *Guide, Cassette Front | | | | |
| 3 | *Ring, Snap | See Note 1 | | | |
| 4 | *Cover, Separation Guide | 29-25844-00 | | | |
| 5 | *Guide, Separation | | | | |
| 6 | *Guide, Front Holder Separation | | | | |
| 7 | *Pac, Photo-Interrupter | 29-25845-00 | | | |
| 8 | *Bracket, Size Detector | | | | |
| 9 | *Cable, Size Detector Paper End Sensor | | | | |
| 10 | *Sensor, LED Type S | 29-25846-00 | | | |
| 11 | *Filler, Paper End | 29-26019-00 | | | |
| 12 | *Stay, Paper Feed Assembly | | | | |
| 13 | *Cable, Size Detector | | | | |
| 14 | *Plate, Bottom Drive Arm | | | | |
| 15 | *Shaft, Drive Arm | | | | |
| 16 | *Bracket, Drive Arm Shaft | | | | |
| 17 | *Bushing, (6x10x6MM) | 29-27610-01 | | | |
| 18 | *Guide, Cassette Rear | | | | |
| 19 | *Holder, Rear Separation Guide | | | | |
| 20 | *Bushing, Paper Feed Roller | | | | |
| 21 | *Guide, Upper Feed | | | | |
| 22 | *Guide, Feed Shaft | | | | |
| 23 | *Shaft, Pre-Feed Roller | | | | |
| 24 | *Shaft, Feed Roller | | | | |
| 25 | *Bracket, Paper Feed Assembly | | | | |
| 26 | *Bushing, (8MM) | 29-27616-01 | | | |
| 27 | *Arm, Paper Feed | | | | |
| 28 | *Gear, 19T | See Note 2 | | | |
| 29 | *Roller, Pre-Feed (See Note 3) | 29-25103-00 | | | |
| 30 | *Gear, 18T | See Note 2 | | | |
| 31 | *Roller, Feed | See Note 3 | | | |
| 32 | *Cover, Feed | | | | |
| 33 | *Cable, Upper Paper End Sensor | | | | |
| 34 | *Roller, Separation | See Note 3 | | | |
| 35 | *Limiter, Torque | See Note 3 | | | |
| 36 | *Shaft, Separation Roller | | | | |
| 37 | *Roller, Pressure Spring Separation | See Note 4 | | | |
| 38 | *Arm, Pressure Separation Roller | | | | |
| 39 | *Gear, 18T, Drive Shaft | See Note 2 | | | |

| FIG.& ITEM NO. | DESCRIPTION | DEC PART NO. | ECO CUT-IN | USED ON CODE | REF FIG NO. |
|----------------------|----------------------------------|-----------------|---------------|--------------------|-------------------|
| 13- | | | | | |
| 40 | *Bushing, (6x10x6MM) | | | | |
| 41 | *Bracket, Paper-Separator | | | | |
| 42 | *Shaft, Separation Roller Drive | | | | |
| 43 | *Gear, 18T, Roller Shaft | See Note 2 | | | |
| 44 | *Screw, Phl Pan Hd. (M4x6) | See Note 5 | | | |
| 45 | *Screw, Phl Tapping (M4x8) | See Note 5 | | | |
| 46 | *Screw, Phl Pan Hd. (M4x10) | See Note 5 | | | |
| 47 | *Screw, Phl w/Flat Washer (M4x6) | See Note 5 | | | |
| 48 | *Screw, Tapping (M4x8) | See Note 5 | | | |
| 49 | *Screw, Knob (M4x6.5) | See Note 5 | | | |
| 50 | *Ring, Retaining (M3) | See Note 1 | | | |
| 51 | *Ring, Retaining (M4) | See Note 1 | | | |
| 52 | *Ring, Retaining (M5) | See Note 1 | | | |
| 53 | *Ring, Retaining (M6) | See Note 1 | | | |
| 54 | *Ring, Retaining (M8) | See Note 1 | | | |
| 55 | *Clip, Nylon | See Note 1 | | | |
| 56 | *Bushing, Open/Close (20.2MM) | | | | |
| 57 | *Spring, Pre-Feed Roller Shaft | See Note 4 | | | |
| 58 | *Bracket, Clutch Stopper | | | | |
| 59 | *Clutch, Magnetic Feed | 29-25838-00 | | | |
| 60 | *Clutch, Magnetic Registration | 29-25839-00 | | | |
| 61 | *Screw, Phl Hd w/Flat Washer | | | | |
| 62 | *Collar, Shaft Fixing | | | | |
| 63 | *Screw, Phl Pan Hd (M3 x 5) | See Note 1 | | | |
| 64 | *Boss, Brake, Registration | | | | |
| 65 | *Bushing, Open/Close (20.2MM) | | | | |
| 66 | *Screw, Hex Hd. Set (M5x5) | See Note 5 | | | |
| 67 | *Screw, Phl Tapping (M4 x 8) | | | | |
| 68 | *Screw, Hex Hd. Set | See Note 5 | | | |
| 69 | *Knob, Registration Roller | | | | |
| 70 | *Screw, Phl Hd w/Flat Washer | | | | |
| 71 | *Spring, Cartridge Lever | See Note 4 | | | |
| 72 | *Anchor, Cartridge Lever Spring | | | | |
| 73 | *Ring, Retaining (M4) | See Note 1 | | | |
| 74 | *Lever, Cartridge | 29-26022-00 | | | |
| 75 | *Stud, Cartridge Lever | 29-26021-00 | | | |
| 76 | *Screw, Phl Pan Hd (M4 x 6) | | | | |
| 77 | *Lever, Elevate Cassette | 29-26028-00 | | | |
| 78 | *Plate, Paper Feed Shield | | | | |

| FIG.& ITEM NO. | DESCRIPTION | DEC PART NO. | ECO CUT-IN | USED ON CODE | REF FIG NO. |
|----------------------|--|-----------------|---------------|--------------------|-------------------|
| 13- | | | | | |
| 79 | *DETECTOR ASSEMBLY, PAPER HEIGHT | 29-26290-00 | | | |
| 80 | **Bracket, Feed Solenoid | See Note 6 | | | |
| 81 | **Solenoid, Pre-Feed Roller | See Note 6 | | | |
| 82 | **Bracket, Paper Height Detector | See Note 6 | | | |
| 83 | **Sensor, LED Type S (See Note 6) | 29-25846-00 | | | |
| 84 | *MOTOR ASSEMBLY, CASSETTE | 29-25840-00 | | | |
| 85 | **Motor, Cassette | See Note 7 | | | |
| 86 | **Bracket, Cassette Motor | See Note 7 | | | |
| 87 | **Gear, 15T | See Note 7 | | | |
| 88 | **Gear, 15T & 40T | See Note 7 | | | |
| 89 | **Gear, 45T | See Note 7 | | | |
| 90 | **Spring, Gear Slide | See Note 7 | | | |
| 91 | **Holder, Slide Shaft | See Note 7 | | | |
| | <p>Note 1: Part of Retaining Rings & Clips Kit, No. 29-25883-00 - All items, 5 per kit.</p> <p>Note 2: Part of Feeder Kit, No. 29-26020-00, - All items, 4 per kit.</p> <p>Note 3: Part of Feed Roller Kit, No. 29-25837-00 - All items, 2 per kit.</p> <p>Note 4: Part of Spring Kit, No. 29-25882-00 - All items, 3 per kit.</p> <p>Note 5: Part of Miscellaneous Hardware Kit, No. 29-26052-00 - All items, 10 per kit.</p> <p>Note 6: Part of Paper Height Detector Assembly, No. 29-26290-00.</p> <p>Note 7: Part of Cassette Motor Assembly Kit, No. 29-25840-00 - All items, 2 per kit.</p> | | | | |

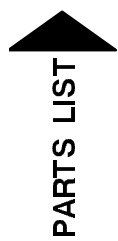
THIS PAGE INTENTIONALLY LEFT BLANK



LPS40-14-BD

Figure 14. Registration Assembly, Print Engine

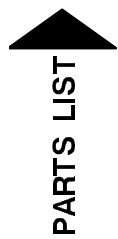
| FIG.& ITEM NO. | DESCRIPTION | DEC PART NO. | ECO CUT-IN | USED ON CODE | REF FIG NO. |
|----------------------|---|-----------------|---------------|--------------------|-------------------|
| 14- | REGISTRATION ASSEMBLY, PRINT ENGINE | N/A | | | 1,1A |
| 1 | *Guide, Entrance Tray | | | | |
| 2 | *Guide, Lower Feed | | | | |
| 3 | *Guide, Middle Feed | | | | |
| 4 | *Roller, Relay | See Note 1 | | | |
| 5 | *Roller, Lower Registration | See Note 1 | | | |
| 6 | *Roller, Upper Registration | See Note 1 | | | |
| 7 | *Stay, Registration | | | | |
| 8 | *Module, Registration Sensor | 29-25832-00 | | | |
| 9 | *Guide, PTL | 29-27840-01 | | | |
| 10 | *Lamp, Pre-Transfer | 29-25833-00 | | | |
| 11 | *Filter, PTL | 29-26029-00 | | | |
| 12 | *Spring, Registration Roller | See Note 2 | | | |
| 13 | *Bushing, Upper Registration Roller | | | | |
| 14 | *Tube, Cushion | | | | |
| 15 | *Supporter, Shaft | | | | |
| 16 | *Screw, Phl Pan Hd. (M4x6) | See Note 3 | | | |
| 17 | *Screw, Phl Tapping (M4x8) | See Note 3 | | | |
| 18 | *Screw, Phl W/Flat Washer (M4x6) | See Note 3 | | | |
| 19 | *Ring, Retaining (M4) | See Note 4 | | | |
| 20 | *Ring, Retaining (M5) | See Note 4 | | | |
| 21 | *Ring, Retaining (M6) | See Note 4 | | | |
| 22 | *Bearing, Ball (6x12x4MM) | | | | |
| 23 | *Bearing, Ball (8x16x5MM) | 29-27615-01 | | | |
| 24 | *Clip, Nylon | See Note 4 | | | |
| 25 | *Screw, Phl Pan Hd. (M3x14) | | | | |
| | Note 1: Part of Roller Kit, No. 29-25841-00 - All items, 1 per kit. | | | | |
| | Note 2: Part of Spring Kit, No. 29-25882-00 - All items, 3 per kit. | | | | |
| | Note 3: Part of Miscellaneous Hardware Kit, No. 29-26052-00 - All items, 10 per kit. | | | | |
| | Note 4: Part of Retaining Rings & Clips Kit, No. 29-25883-00 - All items, 5 per kit. | | | | |



LPS40-15-BD

Figure 15. Optical Housing Unit, Print Engine

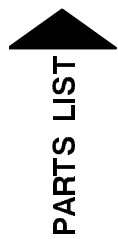
| FIG.& ITEM NO. | DESCRIPTION | DEC PART NO. | ECO CUT-IN | USED ON CODE | REF FIG NO. |
|----------------------|---|-----------------|---------------|--------------------|-------------------|
| 15- | OPTICAL HOUSING UNIT, PRINT ENGINE | 29-25909-00 | | | 11 |
| 1 | *Screw, Basis (M4) | | | | |
| 2 | *Holder, CY2 Lens | | | | |
| 3 | *Lens, Second Cylindrical (CY2) | | | | |
| 4 | *Screw, Laser Band | | | | |
| 5 | *Housing, Molding Optical | | | | |
| 6 | *Scanner Assembly, Polygon | 29-25834-00 | | | |
| 7 | *Lens Assembly, FO | | | | |
| 8 | *Lens Assembly, Second Spherical | | | | |
| 9 | *Power Supply, Laser Drive | 29-25835-00 | | | |
| 10 | *Cap, Small Shield | | | | |
| 11 | *Module, Beam Power Detector | 29-25836-00 | | | |
| 12 | *Mirror Assembly, Third | | | | |
| 13 | *Tube, Laser | 29-25827-00 | | | |
| 14 | *Cushion, Laser Tube | | | | |
| 15 | *Holder, Band Laser Tube | | | | |
| 16 | *Holder, Fifth Mirror | | | | |
| 17 | *Mirrors, Fourth & Fifth | | | | |
| 18 | *Screen, Laser Tube | | | | |
| 19 | *Cover, Optical Housing | | | | |
| 20 | *Holder, Fourth Mirror | | | | |
| 21 | *Cable, Sync Detector | | | | |
| 22 | *Cap, Large Shield | | | | |
| 23 | *Cam, Eccentric AOM | | | | |
| 24 | *Cable, AOM | | | | |
| 25 | *AOM | 29-25828-00 | | | |
| 26 | *Lens Assembly, First Cylindrical | | | | |
| 27 | *Module, Sync Detector | 29-25829-00 | | | |
| 28 | *Lens Assembly, First Spherical | | | | |
| 29 | *Mirror Assembly, First & Second | | | | |
| 30 | *Mirror Assembly, Sync Detecting | | | | |
| 31 | *Lens Assembly, Sync Detecting | | | | |
| 32 | *Screen, Sync Detector | | | | |
| 33 | *Screw, Phl Pan Hd. (M4x6) | See Note 1 | | | |
| 34 | *Screw, Phl Pan Hd. (M4x12) | See Note 1 | | | |
| 35 | *Screw, Phl Pan Hd. (M4x25) | See Note 1 | | | |
| 36 | *Screw, Phl W/Flat Washer (M4x6) | See Note 1 | | | |
| 37 | *Screw, Phl W/Flat Washer (M4x10) | See Note 1 | | | |
| 38 | *Screw, Phl Pan Hd. (M3x5) | See Note 1 | | | |
| 39 | *Clip, Nylon | See Note 2 | | | |
| | Note 1: Part of Miscellaneous Hardware Kit, No. 29-26052-00 - All items, 10 per kit. | | | | |
| | Note 2: Part of Retaining Rings & Clips Kit, No. 29-25883-00 - All items, 5 per kit. | | | | |



LPS40-16-BD

Figure 16. Drum Assembly, Print Engine

| FIG.& ITEM NO. | DESCRIPTION | DEC PART NO. | ECO CUT-IN | USED ON CODE | REF FIG NO. |
|----------------------|---|-----------------|---------------|--------------------|-------------------|
| 16- | DRUM ASSEMBLY, PRINT ENGINE | N/A | | | |
| 1 | *Plate, Drum Stay Support | | | | |
| 2 | *Plate, Front Drum Side | | | | |
| 3 | *Guide, Cleaning Unit | 29-26030-00 | | | |
| 4 | *Corona Assembly, Charge | 29-25830-00 | | | |
| 5 | *Corona Assembly, T & D | 29-25831-00 | | | |
| 6 | *Guide, Drum | | | | |
| 7 | *Drum, Casing | | | | |
| 8 | *Flange, Front Drum | | | | |
| 9 | *Shaft, Drum | | | | |
| 10 | *Flange, Rear Drum | | | | |
| 11 | *Drum | 29-25822-01 | | | |
| 12 | *Bracket, Rear T & D Corona | | | | |
| 13 | *Holder, Development Unit | | | | |
| 14 | *Receptacle, Corona | 29-25823-00 | | | |
| 15 | *Harness, DC Relay | | | | |
| 16 | *Fan, Drum (LNO2) | 29-25824-00 | | | |
| 17 | *Duct, Drum Fan | 29-26031-00 | | | |
| 18 | *Lamp, Quenching | 29-25825-00 | | | |
| 19 | *Shield, Glass | 29-25826-00 | | | |
| 20 | *Rail, T & D Corona | | | | |
| 21 | *Duct, Charge Corona | | | | |
| 22 | *Rail, Cleaning Unit | | | | |
| 23 | *Filter, Quenching Lamp | 29-25817-00 | | | |
| 24 | *Drum, Temperature Sensor | 29-25818-00 | | | |
| 25 | *Shield, Rubber | | | | |
| 26 | *Wire, Main Corona | | | | |
| 27 | *Spring, Corona Wire | | | | |
| 28 | *Wire, T & S Corona | | | | |
| 31 | *Screw, Phl Pan Hd. (M4x6) | See Note 1 | | | |
| 32 | *Screw, Phl Tapping (M4x8) | See Note 1 | | | |
| 33 | *Screw, Phl W/Flat Washer (M4x6) | See Note 1 | | | |
| 34 | *C-Ring, Retaining (M17) | See Note 2 | | | |
| 29 | *Clamp, Cleaning Unit | 29-27842-01 | | | |
| 30 | *Screw, Knob | | | | |
| | <p>Note 1: Part of Miscellaneous Hardware Kit, No. 29-26052-00 - All items, 10 per kit.</p> <p>Note 2: Part of Retaining Rings & Clips Kit, No. 29-25883-00 - All items, 5 per kit.</p> | | | | |



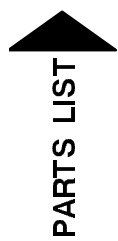
LPS40-17-BD

Figure 17. Development Unit, Print Engine

| FIG.& ITEM NO. | DESCRIPTION | DEC PART NO. | ECO CUT-IN | USED ON CODE | REF FIG NO. |
|----------------------|---------------------------------|-----------------|---------------|--------------------|-------------------|
| 17- | DEVELOPMENT UNIT, PRINT ENGINE | 29-25850-00 | | | 11 |
| 1 | *Plate, Development Bottom | | | | |
| 2 | *Screw, Toner Collection | | | | |
| 3 | *Agitator | | | | |
| 4 | *Roller, Paddle | | | | |
| 5 | *Roller, Development | | | | |
| 6 | *Plate, Rear Lower Side | | | | |
| 7 | *Gear, Hopper Drive | See Note 1 | | | |
| 8 | *Spring, Toner Collection Idler | See Note 2 | | | |
| 9 | *Gear, 18T | See Note 1 | | | |
| 10 | *Bushing, (6MM) | | | | |
| 11 | *Bushing, (8MM) | | | | |
| 12 | *Gear, 39T | See Note 1 | | | |
| 13 | *Gear, 25T | See Note 1 | | | |
| 14 | *Retainer, Bearing | | | | |
| 15 | *Seal, Hopper | | | | |
| 16 | *Casing, Cartridge | | | | |
| 17 | *Casing, Hopper | | | | |
| 18 | *Wire, Ground Development | | | | |
| 19 | *Spring, Shutter | See Note 2 | | | |
| 20 | *Spring, Lever | See Note 2 | | | |
| 21 | *Spring, Anchor | | | | |
| 22 | *Holder, Shutter Spring | | | | |
| 23 | *Gear, Actuator | See Note 1 | | | |
| 24 | *Lever, Hopper Drive | See Note 1 | | | |
| 25 | *Gear, Cartridge Drive | See Note 1 | | | |
| 26 | *Gear, 22T | See Note 1 | | | |
| 27 | *Plate, Rear Upper Side | | | | |
| 28 | *Gear, Idler 18T | See Note 1 | | | |
| 29 | *Seal, Rear Rubber Development | | | | |
| 30 | *Seal, Rear Brush Development | | | | |
| 31 | *Shutter, Lower Toner Supply | | | | |
| 32 | *Seal, Toner Supply Shutter | | | | |
| 33 | *Stopper, Shutter | | | | |
| 34 | *Shutter, Upper Toner Supply | | | | |
| 35 | *Filter, Development | 29-27218-01 | | | |
| 36 | *Screw, Toner Transport | | | | |
| 37 | *Plate, Backspill | | | | |
| 38 | *Blade Assembly, Doctor | | | | |
| 39 | *Cover, Upper Development | | | | |
| 40 | *Plate, Front Upper Side | | | | |
| 41 | *Seal, Front Rubber Development | | | | |
| 42 | *Seal, Front Brush Development | | | | |
| 43 | *Plate, Mag Angle Adjusting | | | | |
| 44 | *Spring, Gear | | | | |
| 45 | *Sprocket, 14T | See Note 1 | | | |

| FIG.& ITEM NO. | DESCRIPTION | DEC PART NO. | ECO CUT-IN | USED ON CODE | REF FIG NO. |
|----------------------|---|-----------------|---------------|--------------------|-------------------|
| 17- | | | | | |
| 46 | * Idler, (4MM) | | | | |
| 47 | * Cover, Agitator Drive | | | | |
| 48 | * Plate, Cartridge Guide | | | | |
| 49 | * Knob, Manual Development | | | | |
| 50 | * Spring, Development Knob | | | | |
| 51 | * Clutch, Drive Development Knob | | | | |
| 52 | * Sprocket, 12T | See Note 1 | | | |
| 53 | * Gear, Agitator Drive | See Note 1 | | | |
| 54 | * Screw, Shoulder Spring | | | | |
| 55 | * Spring, Tightener | See Note 2 | | | |
| 56 | * Cover, Plastic Harness | | | | |
| 57 | * Plate, Front Lower Side | | | | |
| 58 | * Gear, Agitator | See Note 1 | | | |
| 59 | * Sensor, Toner Density | 29-25911-00 | | | |
| 60 | * Cover, Sensor Harness | | | | |
| 61 | * Seal, Development Bottom Plate | | | | |
| 62 | * Cap, Development | | | | |
| 63 | * Spacer, Development | | | | |
| 64 | * Screw, Phl Pan Hd. (M4x6) | See Note 3 | | | |
| 65 | * Screw, Phl Pan Hd. (M4x6) | See Note 3 | | | |
| 66 | * Screw, Phl Pan Hd. (M4x10) | See Note 3 | | | |
| 67 | * Screw, Phl Pan Hd. (M4x10) | See Note 3 | | | |
| 68 | * Screw, Phl Pan Hd. (M3x4) | See Note 3 | | | |
| 69 | * Screw, Phl Pan Hd. (M3X5) | See Note 3 | | | |
| 70 | * Ring, Retaining (M2.5) | See Note 4 | | | |
| 71 | * Ring, Retaining (M3) | See Note 4 | | | |
| 72 | * Ring, Retaining (M4) | See Note 4 | | | |
| 73 | * Ring, Retaining (M5) | See Note 4 | | | |
| 74 | * Ring, Retaining (M6) | See Note 4 | | | |
| 75 | * Ring, Retaining (M7) | See Note 4 | | | |
| 76 | * Ring, Retaining (M8) | See Note 4 | | | |
| 77 | * Ring, Retaining C-Type (M14) | See Note 4 | | | |
| 78 | * Bearing, Ball (15x32x9MM) | | | | |
| 79 | * Spacer , (8.1x11.5x0.1MM) | 29-26235-00 | | | |
| 80 | * Washer, (6.5MM) | See Note 3 | | | |
| 81 | * Chain, Hook Link | 29-25819-00 | | | |
| | <p>Note 1: Part of Drive Sprocket Gear Kit No. 29-26032-00 All items, 13 per kit.</p> <p>Note 2: Part of Spring Kit No. 29-25882-00 All items, 3 per kit.</p> <p>Note 3: Part of Miscellaneous Hardware Kit No. 29-26052-00 All items, 10 per kit.</p> <p>Note 4: Part of Retaining Rings & Clips Kit No. 29-25883-00 All items, 5 per kit.</p> | | | | |

THIS PAGE INTENTIONALLY LEFT BLANK



LPS40-18-BD

Figure 18. Cleaning Unit, Print Engine

| FIG.& ITEM NO. | DESCRIPTION | DEC PART NO. | ECO CUT-IN | USED ON CODE | REF FIG NO. |
|----------------------|--|-----------------|---------------|--------------------|-------------------|
| 18- | CLEANING UNIT, PRINT ENGINE | 29-25847-00 | | | 11 |
| 1 | *Holder, Cam | | | | |
| 2 | *Slider, Cam | | | | |
| 3 | *Pawl Assembly, Pick-Off | 29-25820-00 | | | |
| 4 | *Collar, Spring | | | | |
| 5 | *Spring, Pick-Off Pawl Shaft | See Note 1 | | | |
| 6 | *Endblock, Rear PCC | | | | |
| 7 | *Spring, Corona Wire | | | | |
| 8 | *Cover, Rear Endblock PCC | | | | |
| 9 | *Holder, Shaft | | | | |
| 10 | *Bushing (6x10x6MM) | | | | |
| 11 | *Gear, 15T | | | | |
| 12 | *Collar, Release Cam | | | | |
| 13 | *Gear, Cam 35T | | | | |
| 14 | *Arm, Pressure | | | | |
| 15 | *Plate, Rear Side Cleaning | | | | |
| 16 | *Pin, Rear Guide Cleaning | | | | |
| 17 | *Spring, Pressure Arm | See Note 1 | | | |
| 18 | *Pin, Pick-Off Pawl Shaft | | | | |
| 19 | *Screw, Toner Collecting | | | | |
| 20 | *Brush, Cleaning | 29-25821-00 | | | |
| 21 | *Blade, Cleaning | 29-25812-00 | | | |
| 22 | *Holder, Cleaning Blade | | | | |
| 23 | *Blade, Scraper | | | | |
| 24 | *Seal, Entrance | | | | |
| 25 | *Casing, Cleaning Unit | | | | |
| 26 | *Ring, Retaining (M4) | See Note 3 | | | |
| 27 | *Plate, Front Side Cleaning | | | | |
| 28 | *Pin, Front Guide Cleaning | | | | |
| 29 | *Pipe, Joint | | | | |
| 30 | *Endblock, Front PCC | | | | |
| 31 | *Cover, Front PCC Endblock | | | | |
| 32 | *Wire, PCC Corona | 29-25813-00 | | | |
| 33 | *Wire, Corona Cleaner | 29-25814-00 | | | |
| 34 | *Support Assembly, Cleaning | | | | |
| 35 | *Seal, PCC | | | | |
| 36 | *Screw, Phl Pan Hd. (M4x6) | See Note 2 | | | |
| 37 | *Screw, Phl Pan Hd. (M3x5) | See Note 2 | | | |
| 38 | *Screw, Hex Headless Set (M4x6) | See Note 2 | | | |
| | Note 1: Part of Spring Kit No. 29-25882-00 All items, 3 per kit. | | | | |
| | Note 2: Part of Miscellaneous Hardware Kit No. 29-26052-00 All items, 10 per kit. | | | | |
| | Note 3: Part of Retaining Rings & Clips Kit No. 29-25883-00 All items, 5 per kit. | | | | |

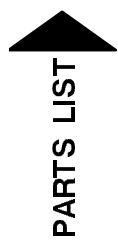
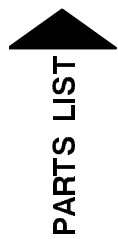


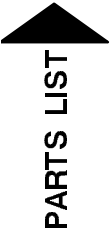
Figure 19. Transport Unit, Print Engine

| FIG.& ITEM NO. | DESCRIPTION | DEC PART NO. | ECO CUT-IN | USED ON CODE | REF FIG NO. |
|----------------------|---|-----------------|---------------|--------------------|-------------------|
| 19- | TRANSPORT UNIT, PRINT ENGINE | 29-25849-00 | | | 11 |
| 1 | *Cable, Transport | | | | |
| 2 | *Spring, Leaf Transport | | | | |
| 3 | *Stay, Transport | | | | |
| 4 | *Plate, Rear Side Transport | | | | |
| 5 | *Duct, Transport | 29-26033-00 | | | |
| 6 | *Plate, Cable Clamp | | | | |
| 7 | *Receptacle, T & D Corona | 29-26034-00 | | | |
| 8 | *Pack, Power T & D | 29-26035-00 | | | |
| 9 | *Guide, T & D Corona Assembly | | | | |
| 10 | *Plate, Transport Guide | | | | |
| 11 | *Roller, Left Transport | | | | |
| 12 | *Roller, Right Transport | | | | |
| 13 | *Pulley, Drive | | | | |
| 14 | *Belt, Rubber | 29-25815-00 | | | |
| 15 | *Pulley, Right | | | | |
| 16 | *Plate, Front Side Transport | | | | |
| 17 | *Chamber, Transport | | | | |
| 18 | *Screw, Phl Pan Hd. (M4x6) | See Note 1 | | | |
| 19 | *Screw, Phl Pan Hd. (M4x12) | See Note 1 | | | |
| 20 | *Screw, Phl Hd. W/Flat Washer (M4x6) | See Note 1 | | | |
| 21 | *Ring, Retaining (M5) | See Note 2 | | | |
| 22 | *Ring, Retaining (M6) | See Note 2 | | | |
| 23 | *Bearing, Ball (6x12x4MM) | | | | |
| 24 | *Bearing, Ball (8x16x5MM) | | | | |
| | <p>Note 1: Part of Miscellaneous Hardware Kit No. 29-26052-00 All items, 10 per kit.</p> <p>Note 2: Part of Retaining Rings & Clips Kit No. 29-25883-00 All items, 5 per kit.</p> | | | | |



LPS40-20-BD

Figure 20. Fusing Unit, Print Engine (Sheet 1 of 2)



LPS40-20A-BD

Figure 20. Fusing Unit, Print Engine (Sheet 2 of 2)

| FIG.& ITEM NO. | DESCRIPTION | DEC PART NO. | ECO CUT-IN | USED ON CODE | REF FIG NO. |
|----------------------|----------------------------|-----------------|---------------|--------------------|-------------------|
| 20- | FUSING UNIT, PRINT ENGINE | 29-25848-00 | | | 11 |
| 1 | *Funnel, Oil | | | | |
| 2 | *Plate, Entrance Guide | | | | |
| 3 | *Sump, Oil | | | | |
| 4 | *Pan, Oil | | | | |
| 5 | *Pad, Cleaning | 29-25816-00 | | | |
| 6 | *Lever, Pressure | 29-26036-00 | | | |
| 7 | *Clamp, Cable | | | | |
| 8 | *Spring, Fusing Drive | See Note 1 | | | |
| 9 | *Gear, 30T | | | | |
| 10 | *Bushing, Hot Roller | | | | |
| 11 | *Gear, 40T | | | | |
| 12 | *Gear, 18T | | | | |
| 13 | *Socket, Rear Heater | 29-25807-00 | | | |
| 14 | *Plate, Rear Side Fusing | | | | |
| 15 | *Cover, Upper Handle | | | | |
| 16 | *Screw, Stepped | | | | |
| 17 | *Cover, Upper Lock Lever | | | | |
| 18 | *Cover, Upper Frame | | | | |
| 19 | *Cover, Large Upper Fusing | | | | |
| 20 | *Cover, Small Upper Fusing | | | | |
| 21 | *Bracket, Oil Pipe | | | | |
| 22 | *Cable, Temperature Fuse | 29-25808-00 | | | |
| 23 | *Bracket, Upper | | | | |
| 24 | *Clamp, Cord DC | | | | |
| 25 | *Clamp, Cord AC | | | | |
| 26 | *Bracket, Thermistor | | | | |
| 27 | *Thermistor, Fusing | 29-25809-00 | | | |
| 28 | *Sensor, Oil End | 29-25810-00 | | | |
| 29 | *Pipe, Oil | | | | |
| 30 | *Cover, Front Fusing | | | | |
| 31 | *Bracket, Oil Supply | | | | |
| 32 | *Actuator, Oil Pump | 29-26037-00 | | | |
| 33 | *Gear, Eccentric Oil Pump | | | | |
| 34 | *Holder, Oil Pipe | | | | |
| 35 | *Spring, Upper Cover | | | | |
| 36 | *Pad, Oil | 29-25811-00 | | | |
| 37 | *Plate, Front Side Fusing | | | | |
| 38 | *Heater, Fusing 120V, 900W | | | | |
| | *Heater, Fusing 230V, 900W | 29-25852-00 | | | |
| 39 | *Socket, Front Heater | 29-25853-00 | | | |

| FIG.& ITEM NO. | DESCRIPTION | DEC PART NO. | ECO CUT-IN | USED ON CODE | REF FIG NO. |
|----------------------|--------------------------------------|-----------------|---------------|--------------------|-------------------|
| 20- | | | | | |
| 40 | *Knob, Fusing | | | | |
| 41 | *Shaft, Drive Fusing | | | | |
| 42 | *Spring, Pressure | See Note 1 | | | |
| 43 | *Bushing, (8M) | 29-27616-01 | | | |
| 44 | *Roller, Hot | 29-26038-00 | | | |
| 45 | *Roller, Pressure | 29-26039-00 | | | |
| 46 | *Collar, Drive Shaft | | | | |
| 47 | *Holder, Rear Heater Socket | | | | |
| 48 | *Screw, Phl Hd. W/Flat Washer (M4x6) | See Note 2 | | | |
| 49 | *Screw, Phl Truss Hd. (M4x6) | See Note 2 | | | |
| 50 | *Screw, Phl Pan Hd. (M3x5) | See Note 2 | | | |
| 51 | *Screw, Phl Pan Hd. (M4x8) | See Note 2 | | | |
| 52 | *Ring, Retaining (M4) | See Note 3 | | | |
| 53 | *Ring, Retaining (M5) | See Note 3 | | | |
| 54 | *Ring, Retaining (M6) | See Note 3 | | | |
| 55 | *Ring, Retaining (M7) | See Note 3 | | | |
| 56 | *Ring, Retaining C-Type | See Note 3 | | | |
| 57 | *Bearing, Ball (25x42x9MM) | | | | |
| 58 | *Bearing, Ball (8x16x5MM) | 29-27615-01 | | | |
| 59 | *Bearing, Ball (8x22x7MM) | | | | |
| 60 | *Nut, Hex (M4) | See Note 2 | | | |
| 61 | *Washer, Toothed (M4) | See Note 2 | | | |
| 62 | *Screw, Phl Pan Hd. (M4x6) | See Note 2 | | | |
| 63 | *Frame, Left Fusing | | | | |
| 64 | *Cap, Oil Tank | | | | |
| 65 | *Tank, Oil | | | | |
| 66 | *Frame, Right Fusing | | | | |
| 67 | *Cable, W/Connector Fusing | | | | |
| 68 | *Screw, Phl Pan Hd. (M4x6) | See Note 2 | | | |
| 69 | *Screw, Phl Pan Hd. (M4x8) | See Note 2 | | | |
| 70 | *EXIT ASSEMBLY, PAPER | 29-25854-00 | | | |
| 71 | **Feeler, Jam Detection | | | | |
| 72 | **Bracket Assembly, Guide | | | | |
| 73 | **Shutter, Jam Detection | | | | |
| 74 | **Sensor, LED Type S | | | | |
| 75 | **Gear, 20T | | | | |
| 76 | **Clutch, Slip | | | | |
| 77 | **Gear, 19T | | | | |
| 78 | **Bushing (6x10x6MM) | | | | |
| 79 | **Stud, Exit Assembly Release Lever | | | | |

| FIG.& ITEM NO. | DESCRIPTION | DEC PART NO. | ECO CUT-IN | USED ON CODE | REF FIG NO. |
|----------------------|--|-----------------|---------------|--------------------|-------------------|
| 20- | | | | | |
| 80 | **Lever, Rear Release Assembly Exit | | | | |
| 81 | **Spring, Rear Release Lever | See Note 1 | | | |
| 82 | **Spring, Separation Pawl, Release Plate | See Note 1 | | | |
| 83 | **Plate, Separation Pawl Release | | | | |
| 84 | **Pawl, Separation | 29-25855-00 | | | |
| 85 | **Spring, Separation Pawl | | | | |
| 86 | **Shaft, Separation Pawl | | | | |
| 87 | **Spring, Pressure Exit Roller | See Note 1 | | | |
| 88 | **Cover, Exit Assembly | | | | |
| 89 | **Guide, Upper Paper Exit | | | | |
| 90 | **Brush, Anti-Static | 29-25856-00 | | | |
| 91 | **Roller, Upper Exit | | | | |
| 92 | **Roller, Lower Exit | | | | |
| 93 | **Lever, Front Release Exit Assembly | | | | |
| 94 | **Frame, Exit Assembly | | | | |
| 95 | **Spring, Front Release Lever | | | | |
| 96 | **Screw, Tapping (M4x6) | | | | |
| 97 | **Screw, Tapping (M4x8) | See Note 2 | | | |
| 98 | **Screw, Phl Pan Hd. (M4x10) | See Note 2 | | | |
| 99 | **Ring, Retaining (M3) | See Note 3 | | | |
| 100 | **Ring, Retaining (M4) | See Note 3 | | | |
| 101 | **Ring, Retaining (M5) | See Note 3 | | | |
| 102 | **Bushing (6x10x8MM) | | | | |
| 103 | *Screw, Phl Pan Hd w/Flat Washer (M4x10) | | | | |
| | <p>Note 1: Part of Spring Kit No. 29-25882-00 All items, 3 per kit.</p> <p>Note 2: Part of Miscellaneous Hardware Kit No. 29-26052-00 All items, 10 per kit.</p> <p>Note 3: Part of Retaining Rings & Clips Kit No. 29-25883-00 All items, 5 per kit.</p> | | | | |

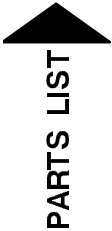
THIS PAGE INTENTIONALLY LEFT BLANK

PARTS LIST



LPS40-21-BD

Figure 21. Drive Assembly, Print Engine (Sheet 1 of 2)



LPS40-21A-BD

Figure 21. Drive Assembly, Print Engine (Sheet 2 of 2)

| FIG.& ITEM NO. | DESCRIPTION | DEC PART NO. | ECO CUT-IN | USED ON CODE | REF FIG NO. |
|----------------------|---|-----------------|---------------|--------------------|-------------------|
| 21- | DRIVE ASSEMBLY, PRINT ENGINE | N/A | | | |
| 1 | *Screw, Stepping (M4) | | | | |
| 2 | *Solenoid, Toner Replenishment | 29-26272-00 | | | |
| 3 | *Plate, Slider Development Shutter | | | | |
| 4 | *Bracket, Slider Plate | | | | |
| 5 | *Solenoid, Developer Replacement | 29-25857-00 | | | |
| 6 | *Bracket, Development Solenoid | | | | |
| 7 | *Holder, Connector Development Solenoid | | | | |
| 8 | *Belt, Development Drive | 29-25912-00 | | | |
| 9 | *Pulley, Motor 24STS | See Note 1 | | | |
| 10 | *Gear, Pulley 22STS, 28T | See Note 1 | | | |
| 11 | *Pulley, 16STS | See Note 1 | | | |
| 12 | *Belt, Tightener Development Drive | See Note 1 | | | |
| 13 | *Spring, Cleaning Blade | See Note 2 | | | |
| 14 | *Spring, Anchor (M5x6) | | | | |
| 15 | *Gear, Idle 24T | See Note 1 | | | |
| 16 | *Gear, Separation Roller Drive | See Note 1 | | | |
| 17 | *Gear, 16T | See Note 1 | | | |
| 18 | *Gear, Relay Roller Drive | See Note 1 | | | |
| 19 | *Motor, Main 30V, 43W | 29-25858-00 | | | |
| 20 | *Collar, Development Drive Shaft | See Note 1 | | | |
| 21 | *Gear, Development Drive | See Note 1 | | | |
| 22 | *Shaft, Development Drive | See Note 1 | | | |
| 23 | *Shaft, Relay Roller Drive | | | | |
| 24 | *Plate, Damper | | | | |
| 25 | *Pulley, 12XL | See Note 1 | | | |
| 26 | *Pulley, 18STS | See Note 1 | | | |
| 27 | *Stopper, Rubber | | | | |
| 28 | *Idler, Registration Belt | 29-26289-00 | | | |
| 29 | *Clutch, Magnetic Registration Drive | See Note 5 | | | |
| 30 | *Belt, Timing 90XL | 29-26288-00 | | | |
| 31 | *Bracket, Registration Drive | | | | |
| 32 | *Hook, S-Hook | | | | |
| 33 | *Brake, Registration Roller | See Note 5 | | | |
| 34 | *Brake, Registration Boss | | | | |
| 35 | *Collar, Shaft Fixing | | | | |
| 36 | *Spring, Brake | See Note 5 | | | |
| 37 | *Bracket, Brake | | | | |
| 38 | *Screw, Phl Pan Hd. (M4x6) | See Note 3 | | | |
| 39 | *Screw, Phl w1/Flat Washer (M4x6) | See Note 3 | | | |
| 40 | *Screw, Phl Pan Hd. (M3x5) | See Note 3 | | | |
| 41 | *Screw, (M5x20) | See Note 3 | | | |
| 42 | *Ring, Retaining (M4) | See Note 4 | | | |
| 43 | *Ring, Retaining (M6) | See Note 4 | | | |
| 44 | *Screw, Hex Headless Set (M5x5) | See Note 3 | | | |
| 45 | *Bearing, Ball (8x16x5MM) | See Note 1 | | | |
| 46 | *Clip, Long Cable (5.2MM) | | | | |

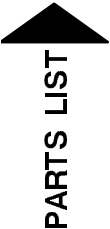
| FIG.& ITEM NO. | DESCRIPTION | DEC PART NO. | ECO CUT-IN | USED ON CODE | REF FIG NO. |
|----------------------|--|-----------------|---------------|--------------------|-------------------|
| 21- | | | | | |
| 47 | *Screw, Hex Headless Set (M4x4) | See Note 3 | | | |
| 48 | *Clip, Wire | | | | |
| 49 | *Bushing, (11.5MM) | | | | |
| 50 | *Screw, Phl Tapping (M4x8) | | | | |
| 51 | *Saddle, Wire | | | | |
| 52 | *Holder, Drum Shaft | | | | |
| 53 | *Tightener, Drum Drive Belt | 29-26041-00 | | | |
| 54 | *Bracket, Drum Drive | | | | |
| 55 | *Belt, Drive Drum | 29-25859-00 | | | |
| 56 | *Pulley, Drum | See Note 1 | | | |
| 57 | *Solenoid, Separation Pawl | 29-25860-00 | | | |
| 58 | *Spring, Cleaning Blade | | | | |
| 59 | *Lever, Blade Solenoid | | | | |
| 60 | *Lever, Pressure Blade Solenoid | | | | |
| 61 | *Pulley, 16XL | See Note 1 | | | |
| 62 | *Lever, Separation Pawl Solenoid | | | | |
| 63 | *Tube, Rubber | | | | |
| 64 | *Spring, Release Solenoid | See Note 2 | | | |
| 65 | *Spring, Solenoid | See Note 2 | | | |
| 66 | *Bracket, Cleaning/Fusing Drive | | | | |
| 67 | *Cushion, Rubber | | | | |
| 68 | *Blade, Solenoid Cleaning | 29-25861-00 | | | |
| 69 | *Belt, Drive Cleaning/Fusing | 29-25862-00 | | | |
| 70 | *Gear, Pulley 40Z | See Note 1 | | | |
| 71 | *Pulley, Motor 24XL | See Note 1 | | | |
| 72 | *Tightener, Cleaning/Fusing Drive Belt | See Note 1 | | | |
| 73 | *Spring, Mirror Drive | See Note 2 | | | |
| 74 | *Shaft Assembly, Gear Pulley | | | | |
| 75 | *Supporter, Shaft Transport Roller | 29-27277-01 | | | |
| 76 | *Gear, 17T, Transport | See Note 1 | | | |
| 77 | *Screw, Phl Self Tap (M4 x 6) | | | | |
| 78 | *Retaining Ring (M5) | | | | |
| 79 | *Ring, Retaining C-Type (M16) | | | | |
| | <p>Note 1: Part of Main Drive Gear & Pulley Kit No. 29-26040-00 All items, 20 per kit.</p> <p>Note 2: Part of Spring Kit No. 29-25882-00 All items, 3 per kit.</p> <p>Note 3: Part of Miscellaneous Hardware Kit No. 29-26052-00 All items, 10 per kit.</p> <p>Note 4: Part of Retaining Rings & Clips Kit No. 29-25883-00 All items, 5 per kit.</p> <p>Note 5: Part of Registration Brake Kit, No. 29-26600-00.</p> | | | | |

PARTS LIST



LPS40-22-BD

Figure 22. Electrical Assembly, Print Engine (Sheet 1 of 2)



LPS40-22A-BD

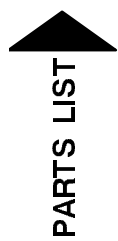
Figure 22. Electrical Assembly, Print Engine (Sheet 2 of 2)

| FIG.& ITEM NO. | DESCRIPTION | DEC PART NO. | ECO CUT-IN | USED ON CODE | REF FIG NO. |
|----------------------|-----------------------------------|-----------------|---------------|--------------------|-------------------|
| 22- | ELECTRICAL ASSEMBLY, PRINT ENGINE | N/A | | | 1,1A |
| 1 | *Panel, Indicator PCB | 29-25863-00 | | | |
| 2 | *Bracket, Indicator Panel | | | | |
| 3 | *Panel, Operation PCB | 29-25864-00 | | | |
| 4 | *Screw, Stepping, (M4) | See Note 1 | | | |
| 5 | *Actuator, Bottle Sensor | | | | |
| 6 | *Spring, Bottle Sensor | See Note 3 | | | |
| 7 | *Bracket, Bottle Sensor | | | | |
| 8 | *Sensor, LED Type S | 29-25846-00 | | | |
| 9 | *Switch, Push AC | 29-25865-00 | | | |
| 10 | *Bracket, Front Cover Switch | 29-26042-00 | | | |
| 11 | *Bracket, Cartridge Sensor | | | | |
| 12 | *Bracket, Toner Density, PCB | | | | |
| 13 | *Module, Toner Density Control | 29-25866-00 | | | |
| 14 | *Module, Development Motor Drive | 29-25867-00 | | | |
| 15 | *Module, Polygon Motor Drive | 29-25868-00 | | | |
| 16 | *Module, Main Motor Drive | 29-25869-00 | | | |
| 17 | *Module, Video Control | | | | |
| 18 | *Lever, Fusing Safety Switch | 29-26043-00 | | | |
| 19 | *Shaft, Lever | | | | |
| 20 | *Switch, Push Heater | 29-25871-00 | | | |
| 21 | *Counter, Maintenance | 29-25872-00 | | | |
| 22 | *Switch, Inter-Lock 2P | 29-25873-00 | | | |
| 23 | *Shaft, Fusing Safety Switch | | | | |
| 24 | *Bracket, Main Switch | | | | |
| 25 | *Cover, Service Panel | | | | |
| 26 | *Cable, Relay Video Board | | | | |
| 27 | *Plate, Shield Indicator | | | | |
| 28 | *Cable, Service Panel | | | | |
| 29 | *Plate, Blind Main Switch | | | | |
| 30 | *Screw, Phl Pan Hd. (M4x6) | See Note 1 | | | |
| 31 | *Screw, Phl Tapping (M4x8) | See Note 1 | | | |
| 32 | *Screw, Phl Pan Hd. (M4x10) | See Note 1 | | | |
| 33 | *Screw, Phl Truss Hd. (M4x6) | See Note 1 | | | |
| 34 | *Screw, Phl w/Flat Washer (M4x6) | See Note 1 | | | |
| 35 | *Ring, Retaining (M3) | See Note 2 | | | |
| 36 | *Wire, Saddle (WS-2NS) | | | | |
| 37 | *Clip, Nylon 3N | See Note 2 | | | |
| 38 | *Stabilizer, Lamp | 29-25874-00 | | | |
| 39 | *Fulcrum, Left Pin | | | | |
| 40 | *Module, Sequence Control | 29-25875-00 | | | |
| 41 | *Fulcrum, Right Pin | | | | |
| 42 | *Cable, Video Control | | | | |

| FIG.& ITEM NO. | DESCRIPTION | DEC PART NO. | ECO CUT-IN | USED ON CODE | REF FIG NO. |
|----------------------|-------------------------------------|-----------------|---------------|--------------------|-------------------|
| 22- | | | | | |
| 43 | *SENSOR ASSEMBLY, HOME POSITION | | | | |
| 44 | **Screw, Shutter Stepping | | | | |
| 45 | **Sensor, LED Type S | 29-25846-00 | | | |
| 46 | **Bracket, Home Position Sensor | | | | |
| 47 | **Actuator, Home Position Sensor | 29-26044-00 | | | |
| 48 | **Spring, Anchor | | | | |
| 49 | **Spring, Belt | See Note 3 | | | |
| 50 | *Bracket, Saddle Clamp 40 | | | | |
| 51 | *Stud, Cord Clamp A | | | | |
| 52 | *Bracket, Cord Clamp 70 | | | | |
| 53 | *Cover, Open Relay | 29-26287-00 | | | |
| 54 | *Saddle, Wire | | | | |
| 55 | *Controller, Fusing Temperature | 29-25913-00 | | | |
| 56 | *Cable, Stack Over Sensor (deleted) | | | | |
| 57 | *Harness, DC Main | | | | |
| 58 | *Harness, AC Main | | | | |
| 59 | *Sensor, Stack Over | 29-26046-00 | | | |
| 60 | *Input Assembly, AC 220/240V | 29-26047-00 | | | |
| 61 | *Transformer, 220/240V | 29-27586-01 | | | |
| 62 | *Fan, Fusing | 29-25876-00 | | | |
| 63 | *Power Supply Unit, DC | 29-25877-00 | | | |
| 64 | *Switch, Transport Unit | 29-25878-00 | | | |
| 65 | *Cable, High Voltage PCC | See Note 4 | | | |
| 66 | *Cable, High Voltage Charge | See Note 4 | | | |
| 67 | *Cable, High Voltage Bias | See Note 4 | | | |
| 68 | *Pack, Power B/C/PCC | 29-25879-00 | | | |
| 69 | *Holder, Bias Terminal | | | | |
| 70 | *Terminal, Bias | 29-26049-00 | | | |
| 71 | *Cover, Bias Terminal | | | | |
| 72 | *Counter, Total | 29-25880-00 | | | |
| 73 | *Cord, AC Power (US) | 29-26269-00 | | | |
| | *Cord, AC Power (Europe) | 29-26279-00 | | | |
| 74 | *Cable, Printer I/F Data DC | 29-26283-00 | | | |
| 75 | *Plate, Shield Transformer | | | | |
| 76 | *Plate, Shield Fusing Fan | | | | |
| 77 | *Plug, Short Transformer | | | | |
| 78 | *Screw, Phl Pan Hd. (M4x6) | See Note 1 | | | |
| 79 | *Screw, Phl Pan Hd. (M4x8) | See Note 1 | | | |
| 80 | *Screw, Phl Pan Hd. (M5x8) | See Note 1 | | | |
| 81 | *Screw, Knob (M4x6.5) | See Note 1 | | | |
| 82 | *Washer, (5MM) | See Note 1 | | | |
| 83 | *Clip,Nylon 2N | See Note 2 | | | |

| FIG.& ITEM NO. | DESCRIPTION | DEC PART NO. | ECO CUT-IN | USED ON CODE | REF FIG NO. |
|----------------------|---|-----------------|---------------|--------------------|-------------------|
| 22- | | | | | |
| 84 | * Clip,Nylon 4N | See Note 2 | | | |
| 85 | * Clip,Cable (11.5MM) | | | | |
| 86 | * Clip,Cable (16MM) | | | | |
| 87 | * Cable Assembly, Video Signal | | | | |
| | <p>Note 1: Part of Miscellaneous Hardware Kit No. 29-26052-00 All items, 10 per kit.</p> <p>Note 2: Part of Retaining Rings & Clips Kit No. 29-25883-00 All items, 5 per kit.</p> <p>Note 3: Part of Spring Kit No. 29-25882-00 All items, 3 per kit.</p> <p>Note 4: Part of High Voltage Cable Kit No. 29-26048-00 All items, 3 per kit.</p> | | | | |

THIS PAGE INTENTIONALLY LEFT BLANK



LPS40-23-BD

Figure 23. Chassis/Bracket, Print Engine

| FIG.& ITEM NO. | DESCRIPTION | DEC PART NO. | ECO CUT-IN | USED ON CODE | REF FIG NO. |
|----------------------|--|-----------------|---------------|--------------------|-------------------|
| 23- | CHASSIS/BACKET, PRINT ENGINE | N/A | | | 1,1A |
| 1 | *Lever, Release Transport | 29-26871-00 | | | |
| 2 | *Spring, Transport Release | See Note 1 | | | |
| 3 | *Bushing, (8MM) | 29-27616-01 | | | |
| 4 | *Plate, Side Transport | | | | |
| 5 | *Bracket, Collection Bottle | | | | |
| 6 | *Shaft, Transport Unit Lock | | | | |
| 7 | *Ring, Retaining | See Note 3 | | | |
| 8 | *Fan, Vacuum | 29-25881-00 | | | |
| 9 | *Cover, Vacuum Fan | | | | |
| 10 | *Foot, Rubber | | | | |
| 11 | *Base, Grip | | | | |
| 12 | *Plate, Side Feed, Front | | | | |
| 13 | *Guide, Development | | | | |
| 14 | *Plate, Side Feed, Rear | | | | |
| 15 | *Bracket, Right Rear | | | | |
| 16 | *Actuator, Transport Switch | 29-26050-00 | | | |
| 17 | *Plate, Side Drum Rear | | | | |
| 18 | *Duct, Vacuum Fan | 29-26051-00 | | | |
| 19 | *Bracket, Upper Rear | | | | |
| 20 | *Bracket, Left Rear | | | | |
| 21 | *Plate, Side Fusing Rear | | | | |
| 22 | *Cover, Fusing Slider | | | | |
| 23 | *Bracket, Rear Cover | | | | |
| 24 | *Fusing Unit, Slider | | | | |
| 25 | *Stay, Fusing Upper | | | | |
| 26 | *Bracket, Exit | | | | |
| 27 | *Stay, Front Upper | | | | |
| 28 | *Plate, Side Fusing | | | | |
| 29 | *Bracket, Exit Tray | | | | |
| 30 | *Hinge, Front Cover | | | | |
| 31 | *Screw, Phl w/Flat Washer (M4x12) | See Note 2 | | | |
| 32 | *Bracket, Left Inner Cover | | | | |
| 33 | *Bracket, Release Lever Stopper | | | | |
| 34 | *Screw, Phl Pan Hd. (M4x6) | See Note 2 | | | |
| 35 | *Screw, Phl Tapping (M4x8) | See Note 2 | | | |
| 36 | *Screw, Phl w/Flat Washer (M4x6) | See Note 2 | | | |
| 37 | *Screw, Phl Pan Hd. (M4x14) | See Note 2 | | | |
| | Note 1: Part of Spring Kit No. 29-25882-00 - All items, 3 per kit. | | | | |
| | Note 2: Part of Miscellaneous Hardware Kit No. 29-26052-00 All items, 10 per kit. | | | | |
| | Note 3: Part of Retaining Rings & Clips Kit No. 29-25883-00 - All items, 5 per kit. | | | | |

US VERSION AS SHOWN

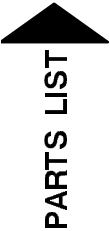


Figure 24. Unit Component, System Cabinet (Sheet 1 of 2)

EUROPEAN VERSION AS SHOWN

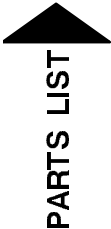


Figure 24. Unit Component, System Cabinet (Sheet 2 of 2)

| FIG.& ITEM NO. | DESCRIPTION | DEC PART NO. | ECO CUT-IN | USED ON CODE | REF FIG NO. |
|----------------------|---|-----------------|---------------|--------------------|-------------------|
| 24- | UNIT COMPONENTS, SYSTEM CABINET | N/A | | | 1,1A |
| 1 | *TABLE ASSEMBLY | | | | |
| 2 | **Catch, Door | | | | |
| 3 | **Door, Front Right | 29-26353-00 | | | |
| 4 | **Bumper, Rubber Door | | | | |
| 5 | **Hinge, Right Upper Door | | | | |
| 6 | **Screw, Cover | | | | |
| 7 | **Door, Front Left | 29-26354-00 | | | |
| 8 | **Plug, Rubber | | | | |
| 9 | **Caster, w/Lock Adjustable | | | | |
| 10 | **Screw, Control Bracket | | | | |
| 11 | **Hinge, Left Lower Door | | | | |
| 12 | **Caster | | | | |
| 13 | **Stand, Adjustable | | | | |
| 14 | **Caster, W/Lock | | | | |
| 15 | **Latch, Door | 29-26355-00 | | | |
| 16 | **Hinge, Right Upper Door | | | | |
| 17 | **Hinge, Right Lower Door | | | | |
| 18 | **Ring, Retaining (M4) | See Note 2 | | | |
| 19 | **Nut, Hex (M5) | | | | |
| 20 | **Clip, Nylon | | | | |
| 21 | **Cover, Rear | 29-26347-00 | | | |
| 22 | *Cable, VT Power (US) | 29-26276-00 | | | |
| | *Cable, VT Power (International) | 29-26277-00 | | | |
| 23 | *Cord, Power (MicroVAX) | 29-26282-00 | | | |
| 24 | *Clip, Cable (20MM) | | | | |
| 25 | *Screw, Phl Pan Hd. (M4x6) | See Note 1 | | | |
| 26 | *Screw, Phl Counter Sunk Hd. (M3x4) | | | | |
| 27 | *Screw, Phl Pan Hd. (M5x8) | See Note 1 | | | |
| 28 | *Bushing, Power Cable (US) | | | | |
| 29 | *Washer, Lock (M5) | | | | |
| 30 | *Power Supply Unit | 29-26356-00 | | | |
| 31 | *Cable Assembly, AC Power Switch | 29-25885-00 | | | |
| 32 | *Controller Unit, Device | | | | |
| | <p>Note 1: Part of Miscellaneous Hardware Kit No. 29-26052-00 All items, 10 per kit.</p> <p>Note 2: Part of Retaining Rings & Clips Kit No. 29-25883-00 All items, 5 per kit.</p> | | | | |

THIS PAGE INTENTIONALLY LEFT BLANK

US VERSION AS SHOWN

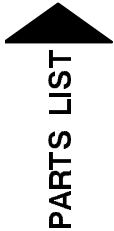


Figure 25. Power Supply/Device Controller Unit, System Cabinet (Sheet 1 of 2)

EUROPEAN VERSION AS SHOWN

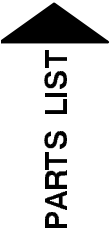


Figure 25. Power Supply/Device Controller Unit, System Cabinet (Sheet 2 of 2)

| FIG.& ITEM NO. | DESCRIPTION | DEC PART NO. | ECO CUT-IN | USED ON CODE | REF FIG NO. |
|----------------------|--|-----------------|---------------|--------------------|-------------------|
| 25- | POWER SUPPLY/DEVICE CONTROLLER UNIT, SYSTEM CABINET | N/A | | | 1,1A |
| 1 | *Transformer | 29-25887-00 | | BD | |
| 2 | *Power Supply, Controller (Europe) | 29-27276-01 | | | |
| | *Power Supply, Controller (USA) | 29-25886-00 | | | |
| 3 | *Harness, Main Switch | | | | |
| 4 | *Switch, Main Power | 29-25884-00 | | | |
| 5 | *Bracket, Main Switch | | | | |
| 6 | *Plate, Bottom | | | | |
| 7 | *Wire, Bottom Plate Grounding | | | | |
| 8 | *Breaker, Circuit 16A/250V | 29-25888-00 | | | |
| 9 | *Breaker, Circuit 1A/250V | 29-25889-00 | | | |
| 10 | *Harness, PD PCB-CB-NF | | | | |
| 11 | *Wire, AC Inlet Panel Grounding | | | | |
| 12 | *Harness, PD NF-PCB | | | | |
| 13 | *Power Distribution Unit, Power Control Module | 29-26348-00 | | | |
| 14 | *Stand-Off | | | | |
| 15 | *Filter, Noise 16A/250V | 29-26349-00 | | | |
| | *Filter, Noise 1A/250V | 29-26351-00 | | | |
| 16 | *Wire, PD NF-PCB | | | | |
| 17 | *Panel, AC Inlet | | | | |
| 18 | *Terminal, 600V (US) | 29-26350-00 | | | |
| 19 | *Wire, PD T-G | | | | |
| 20 | *Bracket, Clamp | | | | |
| 21 | *Plug, Select | | | | |
| 22 | *Inlet, w/Harness (PD NF-VT) | | | | |
| 23 | *Inlet, w/Harness (PD PCB-EN) | | | | |
| 24 | *Inlet, w/Harness, (PD PCB-UN) | 29-26343-00 | | | |
| 25 | *Switch w/Harness, Voltage Changing | 29-26275-00 | | | |
| 26 | *Bracket, AC Inlet Panel | | | | |
| 27 | *Filter, Noise 1A/250V | 29-26351-00 | | | |
| 28 | *Harness, (PD PCB-LCIT) | | | | |
| 29 | *Panel, Device Controller Right | | | | |
| 30 | *Wire, Grounding | | | | |
| 31 | *Panel, Connector | 29-26342-00 | | | |
| 32 | *Stud, PCB | | | | |
| 33 | *Wire, Grounding Upper | | | | |
| 34 | *Panel, Device Controller Left | | | | |
| 35 | *Module, Device Controller | 29-25851-00 | | | |
| 36 | *Harness, Relay Device Controller | 29-26352-00 | | | |
| 37 | *Plate, Outlet Blind (US) | | | BD | |
| 38 | *Bracket, AC Inlet | | | | |
| 39 | *Screw, Phl Pan Hd. (M5x8) | | | | |
| 40 | *Nut, Hex (M3) | | | | |
| 41 | *Screw, Phl Pan Hd. (M4x22) | | | | |

| FIG.& ITEM NO. | DESCRIPTION | DEC PART NO. | ECO CUT-IN | USED ON CODE | REF FIG NO. |
|----------------------|--|-----------------|---------------|--------------------|-------------------|
| 25- | | | | | |
| 42 | *Screw, Phl Pan Hd. (M3x5) | See Note 1 | | | |
| 43 | *Washer, Inner Toothed Lock (M5) | | | | |
| 44 | *Screw, w/Flat Washer (M4x8) | | | | |
| 45 | *Screw, Phl Flange (M4x6) | | | | |
| 46 | *Stand-Off, (M3.2x4) | | | | |
| 47 | *Screw, Phl Pan Hd. (M3x8) | | | | |
| 48 | *Screw, Phl Pan Hd. (M4x6) | See Note 1 | | | |
| 49 | *Clip, Short Cable (20MM) | | | | |
| 50 | *Harness, (PD NF-G) Europe | | | | |
| 51 | *Clamp, (DKS-16-1) | | | | |
| 52 | *Screw, Phl Pan Hd. (M4x22) | | | | |
| | Note 1: Part of Miscellaneous Hardware Kit No. 29-26052-00 All items, 10 per kit. | | | | |

LPS40-26-BD

Figure 26. Controller Assembly, LPS40 (Sheet 1 of 2)

LPS40-26A-BD

Figure 26. Controller Assembly, LPS40 (Sheet 2 of 2)

| FIG.& ITEM NO. | DESCRIPTION | DEC PART NO. | ECO CUT-IN 630QP 00000 | USED ON CODE | REF FIG NO. |
|----------------------|---|-----------------|---------------------------------|--------------------|-------------------|
| 26- | CONTROLLER ASSEMBLY, LPS40 | 630QP-A3 | | ABDE | 1 |
| | CONTROLLER ASSEMBLY, LPS40 | 630QP-B3 | | CF | 1 |
| 1 | *MicroVAX II ASSEMBLY | 70-22385-01 | | | 27 |
| 2 | *Distribution Assembly | 70-22014-01 | | | |
| 3 | *Plane Assembly, Front | 70-22015-01 | | | |
| 4 | *Adaptor, DEC Ethernet Q-bus (added) (replaces DELQNA-M) | DELQA-M | 00005 | | |
| 5 | *Cable Kit for DELQA (Not Shown)(added) (replaces CK-DEQNA-KB) | CK-DELQA-YB | 00005 | | |
| 6 | *Cable Assembly, (5 Ft) (Not Shown) | BC27H-05 | | | |
| 7 | *Cable Assembly, 10 Ft ODT for PC300 (Not Shown) | BCC08-10 | | | |
| 8 | *Controller Assembly, Fan Speed | 70-22643-01 | | | |
| | POWER CORD/CABLES/TIES (Not Shown) | | | | |
| | *Power Cord | 17-00442-03 | | | |
| | *Cable Assembly, 20 Cond Flat | 17-00673-01 | | | |
| | *Tie, Cable | 90-07034-00 | | | |
| | MODULES (Not Shown) | | | | |
| | *Module, MicroVAX II w/1MB, Floating Point | M7606-AA | | | |
| | *Module, Full Page Bitmap Memory (2.5MB) | M7507-00 | | | |
| | *Module, 29116 Image Generator Processor | M7508-00 | | | |
| | *Module, Q-bus/Print Engine Interface | M7509-00 | | | |
| | *Module, Horizontal Line Processor w/256KB Font RAM | M7510-AA | | ABDE | |
| | *Module, Horizontal Line Processor w/256KB Font RAM | M7519-AA | | CF | |
| | *Module, 8MB Memory Expansion (added) (replaces MS630-BB) | MS630-CA | 00004/06 | CF | |
| | *Module, Q-bus Grant Continuity (added) | M9047-00 | 00006 | CF | |
| | LABELS (Not Shown) | | | | |
| | *Label, "CPU + 1RD, Vertical" | 36-23314-04 | | | |
| | *Label, "Attention Fan Speed Control" | 36-25642-01 | | | |
| | *Label, "Serial, BA23 USA" | 36-26818-01 | | | |
| | *Label, "Warning, Equip. Rating" (added) | 36-17905-17 | | | |

THIS PAGE INTENTIONALLY LEFT BLANK

LPS40-26B-BD

Figure 26A. Controller Assembly, LPS40plus CVAX (Sheet 1 of 2)

LPS40-26C-BD

Figure 26A. Controller Assembly, LPS40plus CVAX (Sheet 2 of 2)

| FIG.& ITEM NO. | DESCRIPTION | DEC PART NO. | ECO CUT-IN 650QP 00001 | USED ON CODE | REF FIG NO. |
|----------------------|--|----------------------|---------------------------------|--------------------|-------------------|
| 26A- | CONTROLLER ASSEMBLY, LPS40 PLUS CVAX CONTROLLER ASSEMBLY, LPS40 PLUS CVAX | 650QP-A3 650QP-B3 | | GHKL JM | 1A 1A |
| 1 | *MicroVAX II ASSEMBLY | 70-22385-01 | | | 27 |
| 2 | *Distribution Assembly | 70-22014-01 | | | |
| 3 | *Plane Assembly, Front | 70-22015-01 | | | |
| 4 | *Adapter, Q-bus/Ethernet | DELQA-M | | | |
| 5 | *Kit, for 12 Inch Cable (DELQA) (Not Shown) | CK-DELQA-YB | | | |
| 6 | *Cable Assembly (5 ft) (Not Shown) | BC27H-05 | | | |
| 7 | *Cable Assembly, 7 Cond Molded Shld 25 (Not Shown) | 17-00301-00 | | | |
| 8 | *Controller Assembly, Fan Speed | 70-22643-01 | | | |
| | ITEMS (Not Shown) | | | | |
| | *Cord, Power (6A) | 17-00442-03 | | | |
| | *Cable Assembly, 20 Cond Flat (J1 to J1) | 17-00673-01 | | | |
| | *Cable Assembly, 12 Cond Molded Shld 25S | 17-00677-05 | | | |
| | *Cable Assembly, 50 Cond Flat | 17-01898-01 | | | |
| | *Insert, PrintServer 40plus | 74-38284-01 | | | |
| | *Tie, Cable Self-Lock | 90-07034-00 | | | |
| | MODULES (Not Shown) | | | | |
| | *Module, Full Page Bitmap Memory(2.5MB) Simplex | M7507-00 | | | |
| | *Module, Full Page Bitmap Memory(2.5MB) Duplex | M7507-YA | | | |
| | *Module, 29116 Image Generator Processor | M7508-00 | | | |
| | *Module, Q-bus/Print Engine Interface | M7509-00 | | | |
| | *Module, Horizontal Line Processor w/256KB Font RAM | M7510-AA | | GHKL | |
| | *Module, Horizontal Line Processor w/1MB Font RAM (256KB) | M7519-AA | | JM | |
| | *Module, 16MB Memory Array for KA650(added) (replaces MS650-AA) | MS650-BA | 00002 | | |
| | *Module, M7620-AA w/MOD ROM Code for Single | M7620-BA | | | |

| FIG.& ITEM NO. | DESCRIPTION | DEC PART NO. | ECO CUT-IN | USED ON CODE | REF FIG NO. |
|----------------------|---|---|---------------|--------------------|-------------------|
| 26A- | <p>LABELS (Not Shown)</p> <p>* Label, "FCC, Class A Processor"</p> <p>* Label, "Serial & Power, Universal" (USA)</p> <p>* Label, "Serial/Power, w/UL & CSA" (Canada)</p> <p>* Label, "Serial/Power, w/UL & CSA" (Ireland)</p> <p>* Label, "Serial" (USA)</p> <p>* Label, "Warning, Equipment Rating 220-240V"</p> <p>* Label, "CPU + 1RD"</p> <p>* Label, "Attention Fan Speed Control"</p> | <p>36-17880-02</p> <p>36-17674-14</p> <p>36-17674-20</p> <p>36-17674-01</p> <p>36-26818-01</p> <p>36-17905-05</p> <p>36-23314-04</p> <p>36-25642-01</p> | | | |

LPS40-27-BD

Figure 27. MicroVAX II Assembly (Sheet 1 of 2)

LPS40-27A-BD

Figure 27. MicroVAX II Assembly (Sheet 2 of 2)

| FIG.& ITEM NO. | DESCRIPTION | DEC PART NO. | ECO CUT-IN 70-22385 00002 | USED ON CODE | REF FIG NO. |
|----------------------|--|-----------------|------------------------------------|--------------------|-------------------|
| 27- | MicroVAX II ASSEMBLY | 70-22385-01 | | | 26,26A |
| 1 | *CHASSIS ASSEMBLY, MicroVAX II | 70-21860-02 | | | 28 |
| 2 | *PANEL ASSEMBLY, CONTROL (replaces 70-22007-01) | 70-22007-02 | 00005 | | 29 |
| 3 | *Module, Function SEL/SLU Console Connect | 54-16744-01 | | | |
| 4 | *Cable, Console Backplane, 10 Pin | 17-00624-01 | | | |
| 5 | *Cable Assembly, 20 Pin | 17-00712-02 | | | |
| 6 | *Clamp, Cable for Flat Cable | 90-08264-00 | | | |
| 7 | *Mount, Cable Tie | 90-08264-00 | | | |
| 8 | *Tie, Cable | 90-07031-00 | | | |
| 9 | *Screw, Sems Phl Pan Hd No. 6-32 x 1/4 | 90-10174-00 | | | |
| 10 | *Cable, Control Panel to Back Plane | 70-20451-1C | | | |
| 11 | *Holder, Module | 12-09856-03 | | | |
| 12 | *Cover, Rectangular Plate | 74-27574-01 | | | |
| 13 | *Plate, Connector Back | 74-28683-01 | | | |
| 14 | *Screw, Phl Pan Hd No. 6-32 x 1/4 | 90-00049-01 | | | |
| 15 | *Distribution Assembly, Rear | 70-19979-00 | | | |
| 16 | *Washer, Flat No. 6 (deleted) | 90-06659-00 | 00004 | | |
| 17 | *Nut, Kep No. 6 (deleted) | 90-09991-00 | 00004 | | |

THIS PAGE INTENTIONALLY LEFT BLANK

LPS40-28-BD

Figure 28. Chassis Assembly, Micro

| FIG.& ITEM NO. | DESCRIPTION | DEC PART NO. | ECO CUT-IN 70-21860 00004 | USED ON CODE | REF FIG NO. |
|----------------------|---|-----------------|------------------------------------|--------------------|-------------------|
| 28- | CHASSIS ASSEMBLY, MICRO | 70-21860-02 | | | 27 |
| 1 | *Chassis Assembly (replaces 70-19985-01) | 70-19985-03 | 00008 | | |
| 2 | *Power Supply, 5V, 36A, +12V, 7A 230W (replaces H7864-A) | H7868-B | 00009 | | |
| 3 | *Cable Assembly, Fan | 70-20449-0D | | | |
| 4 | *Screw, Sems Phl Pan Hd No. 6-32 x 5/8 (replaces 90-00049-01) | 90-00062-10 | 00008 | | |
| 5 | *Cover, RX/RD (See Note) | 74-27564-01 | | | |
| 6 | *BACKPLANE ASSEMBLY, DISTRIBUTION | 70-19986-00 | | | 30 |
| 7 | *Cover, Logic (replaces 74-27751-01) (See Note) | 74-38423-01 | 00008 | | |
| 8 | *Screw, Sems Phl Pan Hd No. 8-32 x 5/16 | 90-10174-01 | | | |
| 9 | *Cable Assembly, DC Power Drive (replaces 70-20435-1K) | 17-01356-02 | 00006 | | |
| | CABLE (Not Shown) | | | | |
| | *DC Power Backplane Cable Assembly (replaces 70-20450-01) | 17-01311-01 | 00005 | | |
| | NOTE: This Part shown for reference only, not part of this assembly. | | | | |

LPS40-29-BD

Figure 29. Panel Assembly, Control

| FIG.& ITEM NO. | DESCRIPTION | DEC PART NO. | ECO CUT-IN 70-22007 00001 | USED ON CODE | REF FIG NO. |
|----------------------|--|-----------------|------------------------------------|--------------------|-------------------|
| 29- | PANEL ASSEMBLY, CONTROL | 70-22007-01 | | | 27 |
| 1 | *Plate, Control Panel | 74-28657-01 | | | |
| 2 | *Shield, AC Bracket | 74-28424-01 | | | |
| 3 | *Grommet, Caterpillar | 90-07035-00 | | | |
| 4 | *Cable Assembly, AC On/Off Power | 70-20434-01 | | | |
| 5 | *Screw, Sems Phl Pan Hd No. 6-32 x 5/16 | 90-10155-00 | | | |
| 6 | *Bracket, AC Switch | 74-27565-01 | | | |
| 7 | *Nut, Kep No. 10-32 x 3/8 | 90-06565-00 | | | |
| 8 | *Screw, Self-Tapping Phl Pan Hd No. 6-32 x 1/2 | 90-09800-00 | | | |
| 9 | *Module, BA23 Front Panel | 54-16458-01 | | | |
| 10 | *Panel, Control | 74-30282-01 | | | |
| 11 | *Shield, ESD | 12-25646-01 | 00002 | | |
| | LABEL (Not Shown) | | | | |
| | *Label, "Part Number, Rev, Mfg." | 90-09255-04 | | | |


| FIG.& ITEM NO. | DESCRIPTION | ^B DEC PART NO. | ECO CUT-IN 70-19986 00001 | USED ON CODE | REF FIG NO. |
|----------------------|--|---------------------------------|------------------------------------|--------------------|-------------------|
| 30- | BACKPLANE ASSEMBLY, DISTRIBUTION | 70-19986-00 | | | 28 |
| 1 | *Backplane, Q22 Bus 8 Quad Slots | H927B-A | | | |
| 2 | *Panel, BA23 Signal Distribution | 54-15633-00 | | | |
| 3 | *Bracket, Distribution | 74-27551-01 | | | |
| 4 | *Spacer, Non-Metallic No. 8 | 90-09672-01 | | | |
| 5 | *Nut, Self-Locking Hex No. 6-32 x 5/16 | 90-08055-00 | | | |
| 6 | *Screw, Sems Phl Pan Hd No. 8-32 x 1/4 | 90-09545-00 | | | |
| | LABEL (Not Shown) | | | | |
| | *Label, "Part Number, Rev, Mfr" | 90-09255-04 | | | Ω |

LPS40-30-BD

Figure 30. Backplane Assembly, Distribution

THIS PAGE INTENTIONALLY LEFT BLANK

PART NUMBER/DESCRIPTION INDEX

LARGE CAPACITY 
INPUT TRAY

FACE DOWN 
STACKER

PRINT ENGINE 

LPS40 ► CONTROLLER

INDEX BY DEC PART NUMBER

PrintServer 40/40 Plus

| PART NO. | DESCRIPTION | FIG NO. | ITEM NO. |
|-------------|---|---------|-----------|
| 12-09856-03 | Holder, Module | 27 | 11 |
| 12-25646-01 | Shield, ESD | 29 | 11 |
| 17-00301-00 | Cable Assembly, 7 Cond Molded Shld 25 (Not Shown) | 26A | 7 |
| 17-00365-03 | Cord, Power (for Terminal 2.5 meters (6A) | 1A | Not Shown |
| 17-00365-03 | Cord, Power (for Terminal 2.5 meters (6A) | 1A | Not Shown |
| 17-00365-03 | Cord, Power (for Terminal) 2.5 meters (6A) | 1 | Not Shown |
| 17-00365-03 | Cable/Jumper Assembly 2.5 meters (6A) | 1 | Not Shown |
| 17-00442-03 | Cord, Power (6A) | 26A | Not Shown |
| 17-00442-03 | Power Cord | 26 | Not Shown |
| 17-00442-03 | Cord, Power Terminal 2.5 meters (6A) | 1 | Not Shown |
| 17-00624-01 | Cable, Console Backplane, 10 Pin | 27 | 4 |
| 17-00673-01 | Cable Assembly, 20 Cond Flat | 26 | Not Shown |
| 17-00673-01 | Cable Assembly, 20 Cond Flat (J1 to J1) | 26A | Not Shown |
| 17-00677-05 | Cable Assembly, 12 Cond Molded Shld 25S | 26A | Not Shown |
| 17-00677-05 | Cable Assembly, (BC17H-05) | 1 | 10 |
| 17-00677-05 | Cable Assembly, (BC27H-05) | 1A | 10 |
| 17-00712-02 | Cable Assembly, 20 Pin | 27 | 5 |
| 17-01311-01 | DC Power Backplane Cable Assembly (replaces 70-20450-01) | 28 | Not Shown |
| 17-01356-02 | Cable Assembly, DC Power Drive (replaces 70-20435-1K) | 28 | 9 |
| 17-01898-01 | Cable Assembly, 50 Cond Flat | 26A | Not Shown |
| 29-25102-00 | Roller, Feed | 4 | 24 |
| 29-25103-00 | Roller, Pre-Feed | 13 | 29 |
| 29-25103-00 | Roller, Pre-Feed | 4 | 22 |
| 29-25807-00 | Socket, Rear Heater | 20 | 13 |
| 29-25808-00 | Cable, Temperature Fuse | 20 | 22 |
| 29-25809-00 | Thermistor, Fusing | 20 | 27 |
| 29-25810-00 | Sensor, Oil End | 20 | 28 |
| 29-25811-00 | Pad, Oil | 20 | 36 |
| 29-25812-00 | Blade, Cleaning | 18 | 21 |
| 29-25813-00 | Wire, PCC Corona | 18 | 32 |
| 29-25814-00 | Wire, Corona Cleaner | 18 | 33 |
| 29-25815-00 | Belt, Rubber | 19 | 14 |
| 29-25816-00 | Pad, Cleaning | 20 | 5 |
| 29-25817-00 | Filter, Quenching Lamp | 16 | 23 |
| 29-25818-00 | Drum, Temperature Sensor | 16 | 24 |
| 29-25819-00 | Chain, Hook Link | 17 | 81 |
| 29-25820-00 | Pawl Assembly, Pick-Off | 18 | 3 |
| 29-25821-00 | Brush, Cleaning | 18 | 20 |
| 29-25822-01 | Drum | 16 | 11 |
| 29-25823-00 | Receptacle, Corona | 16 | 14 |
| 29-25824-00 | Fan, Drum (LNO2) | 16 | 16 |
| 29-25825-00 | Lamp, Quenching | 16 | 18 |
| 29-25826-00 | Shield, Glass | 16 | 19 |
| 29-25827-00 | Tube, Laser | 15 | 13 |
| 29-25828-00 | AOM | 15 | 25 |
| 29-25829-00 | Module, Sync Detector | 15 | 27 |
| 29-25830-00 | Corona Assembly, Charge | 16 | 4 |
| 29-25831-00 | Corona Assembly, T & D | 16 | 5 |
| 29-25832-00 | Module, Registration Sensor | 14 | 8 |
| 29-25833-00 | Lamp, Pre-Transfer | 14 | 10 |
| 29-25834-00 | Scanner Assembly, Polygon | 15 | 6 |

INDEX BY DEC PART NUMBER

PrintServer 40/40 Plus

| PART NO. | DESCRIPTION | FIG NO. | ITEM NO. |
|-------------|---------------------------------|---------|-----------|
| 29-25835-00 | Power Supply, Laser Drive | 15 | 9 |
| 29-25836-00 | Module, Beam Power Detector | 15 | 11 |
| 29-25837-00 | Kit, Feed Roller | 4 | Not Shown |
| 29-25837-00 | Kit, Feed Roller | 13 | Not Shown |
| 29-25838-00 | Clutch, Magnetic Feed | 13 | 59 |
| 29-25839-00 | Clutch, Magnetic Registration | 13 | 60 |
| 29-25840-00 | MOTOR ASSEMBLY, CASSETTE | 13 | 84 |
| 29-25841-00 | Kit, Roller (Print Engine) | 14 | Not Shown |
| 29-25842-00 | Panel, Indicator | 12 | 5 |
| 29-25843-00 | Bottle, Developer Collection | 12 | 11 |
| 29-25844-00 | Cover, Separation Guide | 13 | 4 |
| 29-25845-00 | Pack, Photo-Interrupter | 13 | 7 |
| 29-25845-00 | Pack, Photo-Interrupter | 5 | 27 |
| 29-25846-00 | Sensor, LED Type S | 22 | 8 |
| 29-25846-00 | Sensor, LED Type S | 22 | 45 |
| 29-25846-00 | Sensor, LED Type S | 13 | 83 |
| 29-25846-00 | Sensor, LED Type S | 13 | 10 |
| 29-25847-00 | CLEANING UNIT | 11 | 5 |
| 29-25847-00 | CLEANING UNIT, PRINT ENGINE | 18 | Not Shown |
| 29-25848-00 | FUSING UNIT, PRINT ENGINE | 20 | Not Shown |
| 29-25848-00 | FUSING UNIT, PRINT ENGINE | 11 | 6 |
| 29-25849-00 | TRANSPORT UNIT, PRINT ENGINE | 19 | Not Shown |
| 29-25849-00 | TRANSPORT UNIT | 11 | 7 |
| 29-25850-00 | DEVELOPMENT UNIT | 11 | 8 |
| 29-25850-00 | DEVELOPMENT UNIT, PRINT ENGINE | 17 | Not Shown |
| 29-25851-00 | Module, Device Controller | 25 | 35 |
| 29-25852-00 | Heater, Fusing 230V, 900W | 20 | 38 |
| 29-25853-00 | Socket, Front Heater | 20 | 39 |
| 29-25854-00 | EXIT ASSEMBLY, PAPER | 20 | 70 |
| 29-25855-00 | Pawl, Separation (Fusing Unit) | 20 | 84 |
| 29-25856-00 | Brush, Anti-Static | 20 | 90 |
| 29-25857-00 | Solenoid, Developer Replacement | 21 | 5 |
| 29-25858-00 | Motor, Main 30V, 43W | 21 | 19 |
| 29-25859-00 | Belt, Drive Drum | 21 | 55 |
| 29-25860-00 | Solenoid, Separation Pawl | 21 | 57 |
| 29-25861-00 | Blade, Solenoid Cleaning | 21 | 68 |
| 29-25862-00 | Belt, Drive Cleaning/Fusing | 21 | 69 |
| 29-25863-00 | Panel, Indicator PCB | 22 | 1 |
| 29-25864-00 | Panel, Operation PCB | 22 | 3 |
| 29-25865-00 | Switch, Push AC | 22 | 9 |
| 29-25865-00 | Switch, Push AC | 6 | 5 |
| 29-25866-00 | Module, Toner Density Control | 22 | 13 |
| 29-25867-00 | Module, Development Motor Drive | 22 | 14 |
| 29-25868-00 | Module, Polygon Motor Drive | 22 | 15 |
| 29-25869-00 | Module, Main Motor Drive | 22 | 16 |
| 29-25870-00 | Module, Video Control | 11 | 2 |
| 29-25871-00 | Switch, Push Heater | 22 | 20 |
| 29-25872-00 | Counter, Maintenance | 22 | 21 |
| 29-25873-00 | Switch, Inter-Lock 2P | 22 | 22 |
| 29-25874-00 | Stabilizer, Lamp | 22 | 38 |
| 29-25875-00 | Module, Sequence Control | 22 | 40 |
| 29-25875-00 | Module, Sequence Control | 11 | 1 |
| 29-25876-00 | Fan, Fusing | 22 | 62 |
| 29-25877-00 | Power Supply Unit, DC | 22 | 63 |
| 29-25877-00 | Power Supply, DC | 11 | 4 |

INDEX BY DEC PART NUMBER

PrintServer 40/40 Plus

| PART NO. | DESCRIPTION | FIG NO. | ITEM NO. |
|-------------|------------------------------------|---------|-----------|
| 29-25878-00 | Switch, Transport Unit | 22 | 64 |
| 29-25879-00 | Pack, Power B/C/PCC | 22 | 68 |
| 29-25880-00 | Counter, Total | 22 | 72 |
| 29-25881-00 | Fan, Vacuum | 23 | 8 |
| 29-25882-00 | Kit, Spring | 4 | Not Shown |
| 29-25882-00 | Kit, Spring | 13-23 | Not Shown |
| 28-25883-00 | Kit, Retaining Rings & Clips | 4-24 | Not Shown |
| 29-25884-00 | Switch, Main Power | 25 | 4 |
| 29-25885-00 | Cable Assembly, AC Power Switch | 24 | 31 |
| 29-25886-00 | Power Supply, Controller (USA) | 25 | 2 |
| 29-25887-00 | Transformer | 25 | 1 |
| 29-25888-00 | Breaker, Circuit 16A/250V | 25 | 8 |
| 29-25889-00 | Breaker, Circuit 1A/250V | 25 | 9 |
| 29-25890-00 | Solenoid, Return | 9 | 24 |
| 29-25891-00 | Module, Main Control (LN02) | 8 | 11 |
| 29-25892-00 | Detector, Paper | 10 | 2 |
| 29-25892-00 | Detector, Paper | 9 | 47 |
| 29-25893-00 | Motor Assembly | 9 | 49 |
| 29-25894-00 | Transformer (FDS) | 8 | 4 |
| 29-25895-00 | Solenoid, Inversion | 9 | 15 |
| 29-25896-00 | Solenoid, Junction Gate | 9 | 16 |
| 29-25897-00 | Solenoid, Vertical Feed | 9 | 28 |
| 29-25898-00 | Module, Sequence Controller | 6 | 2 |
| 29-25899-00 | Power Supply Unit, LCIT | 5 | 12 |
| 29-25900-00 | Motor, Elevator | 5 | 46 |
| 29-25901-00 | Tray, Gear Head Motor | 5 | 47 |
| 29-25902-00 | Motor, Paper Drive | 4 | 2 |
| 29-25903-00 | Clutch, Upper Feed | 4 | 41 |
| 29-25904-00 | Clutch, Lower Feed (Trans Mag) | 4 | 30 |
| 29-25905-00 | Belt, Timing | 3 | 36 |
| 29-25906-00 | Belt, Timing | 5 | 35 |
| 29-25907-00 | Solenoid, Feed LCIT | 4 | 5 |
| 29-25908-00 | Belt, Timing | 5 | 3 |
| 29-25909-00 | OPTICAL HOUSING UNIT, PRINT ENGINE | 15 | Not Shown |
| 29-25909-00 | OPTICAL HOUSING UNIT | 11 | 3 |
| 29-25911-00 | Sensor, Toner Density | 17 | 59 |
| 29-25912-00 | Belt, Development Drive | 21 | 8 |
| 29-25913-00 | Controller, Fusing Temperature | 22 | 55 |
| 29-26018-00 | Tray, Paper Exit | 8 | 2 |
| 29-26019-00 | Filler, Paper End | 13 | 11 |
| 29-26020-00 | Kit, Feeder (Print Engine) | 13 | Not Shown |
| 29-26021-00 | Stud, Cartridge Lever | 13 | 75 |
| 29-26022-00 | Lever, Cartridge | 13 | 74 |
| 29-26023-00 | Cover Assembly, Front | 12 | 1 |
| 29-26024-00 | Cover, Right | 12 | 6 |
| 29-26025-00 | Cover, Rear | 12 | 7 |
| 29-26026-00 | Cover, Upper | 12 | 9 |
| 29-26027-00 | Cover, Left | 12 | 1 |
| 29-26028-00 | Lever, Elevate Cassette | 13 | 77 |
| 29-26029-00 | Filter, PTL | 14 | 11 |
| 29-26030-00 | Guide, Cleaning Unit | 16 | 3 |
| 29-26031-00 | Duct, Drum Fan | 16 | 17 |
| 29-26032-00 | Drive Sprocket Gear | 17 | Not Shown |
| 29-26033-00 | Duct, Transport | 19 | 5 |
| 29-26034-00 | Receptacle, T & D Corona | 19 | 7 |

INDEX BY DEC PART NUMBER

PrintServer 40/40 Plus

| PART NO. | DESCRIPTION | FIG NO. | ITEM NO. |
|-------------|---|---------|-----------|
| 29-26035-00 | Pack, Power T & D | 19 | 8 |
| 29-26036-00 | Lever, Pressure | 20 | 6 |
| 29-26037-00 | Actuator, Oil Pump | 20 | 32 |
| 29-26038-00 | Roller, Hot | 20 | 44 |
| 29-26039-00 | Roller, Pressure | 20 | 45 |
| 29-26040-00 | Kit, Gear & Pulley (Main Drive) | 21 | N/A |
| 29-26041-00 | Tightener, Drum Drive Belt | 21 | 53 |
| 29-26042-00 | Bracket, Front Cover Switch | 22 | 10 |
| 29-26043-00 | Lever, Fusing Safety Switch | 22 | 18 |
| 29-26044-00 | Actuator, Home Position Sensor | 22 | 47 |
| 29-26045-00 | Shutter, Stackover Sensor | 3 | 7 |
| 29-26046-00 | Sensor, Stack Over | 22 | 59 |
| 29-26047-00 | Input Assembly, AC 220/240V | 22 | 60 |
| 29-26048-00 | Kit, High Voltage Cable | 22 | Not Shown |
| 29-26049-00 | Terminal, Bias | 22 | 70 |
| 29-26050-00 | Actuator, Transport Switch | 23 | 16 |
| 29-26051-00 | Duct, Vacuum Fan | 23 | 18 |
| 20-26052-00 | Kit, Miscellaneous Hardware | 2-25 | Not Shown |
| 29-26093-00 | Screw, Stepped | 2 | 25 |
| 29-26235-00 | Spacer, (8.1 x 11.5 x 0.1MM) | 17 | 79 |
| 29-26267-00 | Wire Set, Main Corona | 1 | Not Shown |
| 29-26267-00 | Wire Set, Main Corona | 1A | Not Shown |
| 29-26268-00 | Wire Set, T. Corona | 1 | Not Shown |
| 29-26268-00 | Wire Set, T. Corona | 1A | Not Shown |
| 29-26269-00 | Cord, AC Power (US) | 22 | 73 |
| 29-26269-00 | Cable, Power Print Engine (U.S.) | 1 | Not Shown |
| 29-26269-00 | Cable, Power Print Engine (U.S.) | 1A | Not Shown |
| 29-26270-00 | Cord, AC Power LCIT:PDU | 7 | 3 |
| 29-26270-00 | Cord, Power Large Capacity Input Tray | 1 | Not Shown |
| 29-26270-00 | Cord, Power Large Capacity Input Tray | 1A | Not Shown |
| 29-26271-00 | Cable, Interface | 6 | 1 |
| 29-26271-00 | Cable, I/F Large Capacity Input Tray | 1A | Not Shown |
| 29-26271-00 | Cable, I/F Large Capacity Input Tray | 1 | Not Shown |
| 29-26271-00 | Cable, Interface | 7 | 4 |
| 29-26272-00 | Solenoid, Toner Replenishment | 21 | 2 |
| 29-26273-00 | Cover, Right Inner | 12 | 2 |
| 29-26274-00 | Cover, Left Inner | 12 | 4 |
| 29-26275-00 | Switch w/Harness, Voltage Changing | 25 | 25 |
| 29-26276-00 | Cable, VT Power (US) | 24 | 22 |
| 29-26276-00 | Cable, Power Video Terminal (U.S.) | 1 | Not Shown |
| 29-26276-00 | Cable, Power Video Terminal (U.S.) | 1A | Not Shown |
| 29-26277-00 | Cable, VT Power (International) | 24 | 22 |
| 29-26277-00 | Cable, Power Video Terminal (International) | 1A | Not Shown |
| 29-26277-00 | Cable, Power Video Terminal (International) | 1 | Not Shown |
| 29-26278-00 | Cable, Power MicroVAX (International) | 1A | Not Shown |
| 29-26278-00 | Cable, Power MicroVAX (International) | 1 | Not Shown |
| 29-26279-00 | Cord, AC Power (Europe) | 22 | 73 |
| 29-26279-00 | Cable, Power Print Engine (International) | 1A | Not Shown |
| 29-26279-00 | Cable, Power Print Engine (International) | 1 | Not Shown |
| 29-26280-00 | Cord, Power (International) (FDS) | 8 | 16 |
| 29-26280-00 | Cord, Power Face Down Stacker (International) | 1 | Not Shown |
| 29-26280-00 | Cord, Power Face Down Stacker (International) | 1A | Not Shown |
| 29-26281-00 | Cord, AC Power (US) (FDS) | 8 | 16 |
| 29-26281-00 | Cord, Power Face Down Stacker (U.S.) | 1A | Not Shown |
| 29-26281-00 | Cord, Power Face Down Stacker (U.S.) | 1 | Not Shown |

INDEX BY DEC PART NUMBER

PrintServer 40/40 Plus

| PART NO. | DESCRIPTION | FIG NO. | ITEM NO. |
|-------------|---------------------------------|---------|-----------|
| 29-26282-00 | Cord, Power (MicroVAX) | 24 | 23 |
| 29-26282-00 | Cable, Power MicroVAX (U.S.) | 1 | Not Shown |
| 29-26282-00 | Cable, Power MicroVAX (U.S.) | 1A | Not Shown |
| 29-26283-00 | Cable, Printer I/F Data DC | 22 | 74 |
| 29-26283-00 | Cable, I/F Print Engine Data DC | 1 | Not Shown |
| 29-26283-00 | Cable, I/F Print Engine | 1A | Not Shown |
| 29-26284-00 | Cable, Interface DC Data (FDS) | 8 | 17 |
| 29-26284-00 | Cable, I/F Face Down Stacker | 1 | Not Shown |
| 29-26284-00 | Cable, I/F Face Down Stacker | 1A | Not Shown |
| 29-26285-00 | Cable, Power (U.S.) | 1A | Not Shown |
| 29-26285-00 | Cable, Power (U.S.) | 1 | Not Shown |
| 29-26286-00 | Roller, Vertical Feed | 10 | 45 |
| 29-26287-00 | Cover, Open Relay | 22 | 53 |
| 29-26288-00 | Belt, Timing 90XL | 21 | 30 |
| 29-26289-00 | Idler, Registration Belt | 21 | 28 |
| 29-26290-00 | DETECTOR ASSEMBLY, PAPER HEIGHT | 13 | 79 |
| 29-26291-00 | Pulley, Lower Elevator | 5 | 10 |
| 29-26292-00 | Harness, Front Paper Relay | 5 | 26 |
| 29-26293-00 | Pulley, Adjustable Front | 5 | 36 |
| 29-26295-00 | Cable, PCB | 6 | 3 |
| 29-26296-00 | Sensor, Safety | 6 | 6 |
| 29-26297-00 | Roller, Right Upper Exit | 9 | 32 |
| 29-26298-00 | Input Assembly, AC | 7 | 5 |
| 29-26300-00 | Cable, Power Supply Relay | 7 | 7 |
| 29-26301-00 | Resistor, Elevator Motor | 3 | 12 |
| 29-26302-00 | Cable, Relay | 3 | 29 |
| 29-26303-00 | Holder, Rear Slant | 3 | 34 |
| 29-26304-00 | Wheel, Elevator Worm | 5 | 6 |
| 29-26305-00 | Pulley Assembly, Upper Elevator | 5 | 2 |
| 29-26306-00 | Switch, Elevator | 6 | 8 |
| 29-26307-00 | Module, Paper Drive Motor | 7 | 1 |
| 29-26308-00 | Catch, Door Magnet | 2 | 14 |
| 29-26309-00 | Guide, Door | 2 | 16 |
| 29-26310-00 | Plate, Return Roller Spring | 9 | 35 |
| 29-26312-00 | Detector, Paper | 4 | 34 |
| 29-26312-00 | Detector, Paper | 3 | 31 |
| 29-26313-00 | Sensor, Relay | 3 | 33 |
| 29-26314-00 | Roller, Return | 9 | 34 |
| 29-26315-00 | Roller, Left Upper Exit | 9 | 40 |
| 29-26316-00 | Roller, Upper Inversion | 9 | 42 |
| 29-26317-00 | Gear, Motor | 9 | 50 |
| 29-26318-00 | Catch, Rotary | 8 | 22 |
| 29-26319-00 | Cover, Front | 8 | 24 |
| 29-26320-00 | Breaker, Circuit 1A 250V | 8 | 33 |
| 29-26321-00 | Arm, Assistant Guide Plate | 9 | 23 |
| 29-26322-00 | Roller, Vertical Feed | 9 | 31 |
| 29-26323-00 | Brush, Long Antistatic | 9 | 55 |
| 29-26324-00 | Roller, Right Lower Exit | 10 | 24 |
| 29-26325-00 | Brush, Short Antistatic | 10 | 31 |
| 29-26326-00 | Brush, Medium Antistatic | 10 | 32 |
| 29-26327-00 | Harness, DC Main | 8 | 14 |
| 29-26328-00 | Cover, Upper | 8 | 15 |
| 29-26331-00 | COVER, LEFT | 8 | 18 |
| 29-26332-00 | Harness, AC Main | 8 | 3 |
| 29-26333-00 | Filter Assembly, Noise | 8 | 6 |

INDEX BY DEC PART NUMBER

PrintServer 40/40 Plus

| PART NO. | DESCRIPTION | FIG NO. | ITEM NO. |
|-------------|---|---------|-----------|
| 29-26334-00 | Cover, Rear | 8 | 8 |
| 29-26335-00 | Module, Interface | 8 | 9 |
| 29-26336-00 | Harness, Solenoid | 8 | 13 |
| 29-26337-00 | Chain, Bushed Roller 222P | 10 | 15 |
| 29-26338-00 | Disk, Perforation | 10 | 16 |
| 29-26339-00 | Sensor, LED Type T | 10 | 21 |
| 29-26339-00 | Sensor, LED Type T | 3 | 2 |
| 29-26339-00 | Sensor, LED Type T | 4 | 8 |
| 29-26339-01 | Sensor, LED Type T | 5 | 43 |
| 29-26340-00 | Feeler, Left Overflow Sensor | 10 | 65 |
| 29-26341-00 | Lever, Vertical Feed Clutch | 10 | 39 |
| 29-26342-00 | Panel, Connector | 25 | 31 |
| 29-26343-00 | Inlet, w/Harness (PD PCB-UN) | 25 | 24 |
| 29-26344-00 | Switch, Cover Safety 100/120V | 8 | 27 |
| 29-26345-00 | Cam Assembly, Inversion | 9 | 10 |
| 29-26346-00 | Clutch Assembly, Vertical Feed | 9 | 11 |
| 29-26347-00 | Cover, Rear | 24 | 21 |
| 29-26348-00 | Power Distribution Unit, Power Control Module | 25 | 13 |
| 29-26349-00 | Filter, Noise 16A/250V | 25 | 15 |
| 29-26350-00 | Terminal, 600V (US) | 25 | 18 |
| 29-26351-00 | Filter, Noise 1A/250V | 25 | 27 |
| 29-26351-00 | Filter, Noise 1A/250V | 25 | 15 |
| 29-26352-00 | Harness, Relay Device Controller | 25 | 36 |
| 29-26353-00 | Door, Front Right | 24 | 3 |
| 29-26354-00 | Door, Front Left | 24 | 7 |
| 29-26355-00 | Latch, Door | 24 | 15 |
| 29-26356-00 | Power Supply Unit | 24 | 30 |
| 29-26399-00 | Cable, Breaker | 7 | 6 |
| 29-26595-00 | Kit, Bracket (LCIT) | 5 | Not Shown |
| 29-26596-00 | Kit, Lever (LCIT) | 5 | Not Shown |
| 29-26597-00 | Kit, Spring (FDS) | 9 | Not Shown |
| 29-26598-00 | Kit, Gear (FDS) | 9,10 | Not Shown |
| 29-26599-00 | Kit, Hardware (FDS) | 8 | Not Shown |
| 29-26600-00 | Kit, Registration Brake (Print Engine) | 21 | Not Shown |
| 29-26601-00 | Spring (LCIT) | 2 | Not Shown |
| 29-26602-00 | Kit, Door (LCIT) | 2 | Not Shown |
| 29-26603-00 | Kit, Gear | 3,4 | Not Shown |
| 29-26604-00 | Kit, Roller (LCIT) | 2 | Not Shown |
| 29-26605-00 | ELEVATOR MOTOR ASSEMBLY (LN02) | 5 | 44 |
| 29-26606-00 | TRANSPORT ASSEMBLY (LN02) | 3 | 15 |
| 29-26607-00 | VERTICAL FEED DOOR ASSEMBLY | 10 | 35 |
| 29-26608-00 | SPROCKET ASSEMBLY | 10 | 11 |
| 29-26609-00 | ACTUATOR ASSEMBLY | 10 | 25 |
| 29-26610-00 | Kit, Inversion (FDS) | 9 | Not Shown |
| 29-26611-00 | Kit, Roller (FDS) | 9 | Not Shown |
| 29-26612-00 | BRACKET ASSEMBLY, SENSOR (LN02) | 3 | 6 |
| 29-26613-00 | SOLENOID ASSEMBLY, FEED (LN02) | 4 | 3 |
| 29-26614-00 | Paper Drive Motor | 4 | Not Shown |
| 29-26871-00 | Lever, Release Transport | 23 | 1 |
| 29-27206-01 | Shaft, Paper Separator | 4 | 45 |
| 29-27207-01 | Roller, Lower Relay | 3 | 26 |
| 29-27208-01 | Actuator, Height Sensor | 4 | 6 |
| 29-27209-01 | Cover, Paper Feed Gear | 4 | 43 |
| 29-27210-01 | Clutch, (6MM) Oneway | 4 | 48 |
| 29-27212-01 | Roller, Elevator | 5 | 21 |

INDEX BY DEC PART NUMBER

PrintServer 40/40 Plus

| PART NO. | DESCRIPTION | FIG NO. | ITEM NO. |
|-------------|---|---------|-----------|
| 29-27213-01 | Guide, Lower Entrance | 10 | 3 |
| 29-27214-01 | Guide, Upper Entrance | 10 | 5 |
| 29-27215-01 | Guide, Entrance Cover | 10 | 6 |
| 29-27218-01 | Filter, Development | 17 | 35 |
| 29-27276-01 | Power Supply, Controller (Europe) | 25 | 2 |
| 29-27277-01 | Supporter, Shaft Transport Roller | 21 | 75 |
| 29-27586-01 | Transformer, 220/240V | 22 | 61 |
| 29-27610-01 | Bushing, (6 x 10 x 6MM) | 10 | 17 |
| 29-27610-01 | Bushing, (6 x 10 x 6MM) | 13 | 17 |
| 29-27610-01 | Bushing (6MM) | 9 | 19 |
| 29-27615-01 | Bearing, Ball (8 x 16 x 5MM) | 20 | 58 |
| 29-27615-01 | Bearing, Ball (8 x 16 x 5MM) | 14 | 23 |
| 29-27615-01 | Bearing, Ball (8 x 16 x 5MM) | 5 | 4 |
| 29-27615-01 | Bearing, Ball (8 x 16 x 5MM) | 9 | 30 |
| 29-27616-01 | Bushing, (8MM) | 23 | 3 |
| 29-27616-01 | Bushing, (8MM) | 13 | 26 |
| 29-27616-01 | Bushing, (8MM) | 20 | 43 |
| 29-27840-01 | Guide, PTL | 14 | 9 |
| 29-27842-01 | Clamp, Cleaning Unit | 16 | 29 |
| 29-27905-01 | PAPER STOP ASSEMBLY | 2 | 21 |
| 2J-H078A-01 | Cord, Power (250V 20A) | 1 | Not Shown |
| 2J-H078A-01 | Cord, Power (250V 20A) | 1A | Not Shown |
| 2J-H078A-01 | Cord, Power (250V 20A) | 1 | Not Shown |
| 2J-H078A-01 | Cord, Power (250V 20A) | 1A | Not Shown |
| 30-25271-03 | Tray Assembly, Large Capacity Input | 1 | 3 |
| 30-25271-03 | Tray Assembly, Large Capacity Input | 1A | 3 |
| 30-25271-04 | Stacker Assembly, Face Down | 1A | 4 |
| 30-25271-04 | Stacker Assembly, Face Down | 1 | 4 |
| 34-25288-01 | Cassette, Letter | 11 | 9 |
| 34-25288-02 | Cassette, Double Letter | 11 | 9 |
| 36-17674-01 | Label, "Serial/Power, w/UL & CSA" (Ireland) | 26A | Not Shown |
| 36-17674-14 | Label, "Serial & Power, Universal" (USA) | 26A | Not Shown |
| 36-17674-20 | Label, "Serial/Power, w/UL & CSA" (Canada) | 26A | Not Shown |
| 36-17880-02 | Label, "FCC, Class A Processor" | 26A | Not Shown |
| 36-17905-05 | Label, "Warning, Equipment Rating 220-240V" | 26A | Not Shown |
| 36-17905-17 | Label, "Warning, Equip. Rating" (added) | 26 | Not Shown |
| 36-20926-04 | Paper, Xerographic (8.5 x 11, 20 LB.) | 1A | Not Shown |
| 36-20926-04 | Paper, Xerographic (8.5 x 11, 20 LB.) | 1 | Not Shown |
| 36-20926-05 | Paper, Xerographic (8.5 x 14, 20 LB.) | 1 | Not Shown |
| 36-20926-05 | Paper, Xerographic (8.5 x 14, 20 LB.) | 1A | Not Shown |
| 36-20926-06 | Paper, Xerographic (210 x 297MM, 20 LB.) | 1 | Not Shown |
| 36-20926-06 | Paper, Xerographic (210 x 297MM, 20 LB.) | 1A | Not Shown |
| 36-20926-07 | Paper, Xerographic (11 x 17, 20 LB.) | 1 | Not Shown |
| 36-20926-07 | Paper, Xerographic (11 x 17, 20 LB.) | 1A | Not Shown |
| 36-20926-09 | Paper, Xerographic (297 x 420MM, 20 LB.) | 1A | Not Shown |
| 36-20926-09 | Paper, Xerographic (297 x 420MM, 20 LB.) | 1 | Not Shown |
| 36-20926-11 | Paper, Xerographic (364 x 257MM, 20 LB.) | 1A | Not Shown |
| 36-20926-11 | Paper, Xerographic (364 x 257MM, 20 LB.) | 1 | Not Shown |
| 36-20926-12 | Paper, Xerographic (135 x 257MM, 20 LB.) | 1A | Not Shown |
| 36-21232-19 | Label, Postcard FTZ | 1 | Not Shown |
| 36-21232-19 | Label, Postcard FTZ | 1A | Not Shown |
| 36-23314-04 | Label, "CPU + 1RD" | 26A | Not Shown |
| 36-23314-04 | Label, "CPU + 1RD, Vertical" | 26 | Not Shown |
| 36-25642-01 | Label, "Attention Fan Speed Control" | 26A | Not Shown |

INDEX BY DEC PART NUMBER

PrintServer 40/40 Plus

| PART NO. | DESCRIPTION | FIG NO. | ITEM NO. |
|-------------|---|---------|-----------|
| 36-25642-01 | Label, "Attention Fan Speed Control" | 26 | Not Shown |
| 36-26818-01 | Label, "Serial, BA23 USA" | 26 | Not Shown |
| 36-26818-01 | Label, "Serial" (USA) | 26A | Not Shown |
| 54-15633-00 | Panel, BA23 Signal Distribution | 30 | 2 |
| 54-16458-01 | Module, BA23 Front Panel | 29 | 9 |
| 54-16744-01 | Module, Function SEL/SLU Console Connect | 27 | 3 |
| 630QP-A3 | CONTROLLER ASSEMBLY, LPS40 | 26 | N/A |
| 630QP-A3 | CONTROLLER ASSEMBLY, LPS40 | 1 | 5 |
| 630QP-B3 | CONTROLLER ASSEMBLY, LPS40 | 26 | N/A |
| 630QP-B3 | CONTROLLER ASSEMBLY, LPS40 Kanji (added) | 1 | 5 |
| 650QP-A3 | CONTROLLER ASSEMBLY, LPS40 PLUS CVAX | 26A | N/A |
| 650QP-A3 | CONTROLLER ASSEMBLY, LPS40 PLUS CVAX | 1A | 5 |
| 650QP-B3 | CONTROLLER ASSEMBLY, LPS40 PLUS CVAX | 26A | N/A |
| 650QP-B3 | CONTROLLER ASSEMBLY, LPS40 PLUS CVAX KANJI | 1A | 5 |
| 70-19979-00 | Distribution Assembly, Rear | 27 | 15 |
| 70-19985-03 | Chassis Assembly (replaces 70-19985-01) | 28 | 1 |
| 70-19986-00 | BACKPLANE ASSEMBLY, DISTRIBUTION | 30 | N/A |
| 70-19986-00 | BACKPLANE ASSEMBLY, DISTRIBUTION | 28 | 6 |
| 70-20434-01 | Cable Assembly, AC On/Off Power | 29 | 4 |
| 70-20449-0D | Cable Assembly, Fan | 28 | 3 |
| 70-20451-1C | Cable, Control Panel to Back Plane | 27 | 10 |
| 70-21860-02 | CHASSIS ASSEMBLY, MicroVAX II | 27 | 1 |
| 70-21860-02 | CHASSIS ASSEMBLY, MICRO | 28 | N/A |
| 70-22007-01 | PANEL ASSEMBLY, CONTROL | 29 | N/A |
| 70-22007-02 | PANEL ASSEMBLY, CONTROL (replaces 70-22007-01) | 27 | 2 |
| 70-22014-01 | Distribution Assembly | 26A | 2 |
| 70-22014-01 | Distribution Assembly | 26 | 2 |
| 70-22015-01 | Plane Assembly, Front | 26 | 3 |
| 70-22015-01 | Plane Assembly, Front | 26A | 3 |
| 70-22385-01 | MicroVAX II ASSEMBLY | 27 | N/A |
| 70-22385-01 | MicroVAX II ASSEMBLY | 26 | 1 |
| 70-22385-01 | MicroVAX II ASSEMBLY | 26A | 1 |
| 70-22643-01 | Controller Assembly, Fan Speed | 26A | 8 |
| 70-22643-01 | Controller Assembly, Fan Speed | 26 | 8 |
| 70-23341-07 | Cable, Power (Japan) | 1 | Not Shown |
| 74-27551-01 | Bracket, Distribution | 30 | 3 |
| 74-27564-01 | Cover, RX/RD | 28 | 5 |
| 74-27565-01 | Bracket, AC Switch | 29 | 6 |
| 74-27574-01 | Cover, Rectangular Plate | 27 | 12 |
| 74-28424-01 | Shield, AC Bracket | 29 | 2 |
| 74-28657-01 | Plate, Control Panel | 29 | 1 |
| 74-28683-01 | Plate, Connector Back | 27 | 13 |
| 74-30282-01 | Panel, Control | 29 | 10 |
| 74-38284-01 | Insert, PrintServer 40plus | 26A | Not Shown |
| 74-38423-01 | Cover, Logic (replaces 74-27751-01) | 28 | 7 |
| 90-00049-01 | Screw, Phl Pan Hd No. 6-32 x 1/4 | 27 | 14 |
| 90-00062-10 | Screw, Sems Phl Pan Hd No. 6-32 x 5/8 (replaces 90-00049-01) | 28 | 4 |
| 90-06565-00 | Nut, Kep No. 10-32 x 3/8 | 29 | 7 |
| 90-06659-00 | Washer, Flat No. 6 (deleted) | 27 | 16 |
| 90-07031-00 | Tie, Cable | 27 | 8 |
| 90-07034-00 | Tie, Cable | 26 | Not Shown |
| 90-07034-00 | Tie, Cable Self-Lock | 26A | Not Shown |

INDEX BY DEC PART NUMBER

PrintServer 40/40 Plus

| PART NO. | DESCRIPTION | FIG NO. | ITEM NO. |
|-------------|---|---------|-----------|
| 90-07035-00 | Grommet, Caterpillar | 29 | 3 |
| 90-08055-00 | Nut, Self-Locking Hex No. 6-32 x 5/16 | 30 | 5 |
| 90-08264-00 | Mount, Cable Tie | 27 | 7 |
| 90-08264-00 | Clamp, Cable for Flat Cable | 27 | 6 |
| 90-09255-04 | Label, "Part Number, Rev, Mfg." | 29 | Not Shown |
| 90-09255-04 | Label, "Part Number, Rev, Mfr" | 30 | Not Shown |
| 90-09545-00 | Screw, Sems Phl Pan Hd No. 8-32 x 1/4 | 30 | 6 |
| 90-09672-01 | Spacer, Non-Metallic No. 8 | 30 | 4 |
| 90-09800-00 | Screw, Self-Tapping Phl Pan Hd No. 6-32 x 1/2 | 29 | 8 |
| 90-09991-00 | Nut, Kep No. 6 (deleted) | 27 | 17 |
| 90-10155-00 | Screw, Sems Phl Pan Hd No. 6-32 x 5/16 | 29 | 5 |
| 90-10174-00 | Screw, Sems Phl Pan Hd No. 6-32 x 1/4 | 27 | 9 |
| 90-10174-01 | Screw, Sems Phl Pan Hd No. 8-32 x 5/16 | 28 | 8 |
| BC27H-05 | Cable Assembly (5 Ft) (Not Shown) | 26A | 6 |
| BC27H-05 | Cable Assembly, (5 Ft) (Not Shown) | 26 | 6 |
| BCC08-10 | Cable Assembly, 10 Ft ODT for PC300 (Not Shown) | 26 | 7 |
| CK-DELQA-YB | Cable Kit for DELQA (Not Shown) (added) (replaces CK-DEQNA-KB) | 26 | 5 |
| CK-DELQA-YB | Kit, for 12 Inch Cable (DELQA) (Not Shown) | 26A | 5 |
| DELQA-M | Adaptor, DEC Ethernet Q-bus (added) (replaces DELQNA-M) | 26 | 4 |
| DELQA-M | Adapter, Q-bus/Ethernet | 26A | 4 |
| EK-LPS40-CA | Documentation, Operators Reference Cards (Japan) | 1 | Not Shown |
| EK-LPS40-CA | Documentation, Operators Reference Cards (Japan) | 1A | Not Shown |
| EK-LPS40-IN | Documentation, Installation Guide | 1 | Not Shown |
| EK-LPS40-IN | Documentation, Installation Guide | 1A | Not Shown |
| EK-LPS40-OG | Documentation, LPS40 Operators Guide (Japan) | 1 | Not Shown |
| EK-LPS40-OG | Documentation, Operators Guide (Japan) | 1A | Not Shown |
| EK-LPS40-OP | Documentation, Operators Guide | 1 | Not Shown |
| EK-LPS40-OP | Documentation, Operators Guide | 1A | Not Shown |
| EK-LPS40-RC | Documentation, Operators Reference Cards | 1A | Not Shown |
| EK-LPS40-RC | Documentation, Operators Reference Cards | 1 | Not Shown |
| EK-LPS40-RM | Documentation, Read Me First (Japan) | 1A | Not Shown |
| EK-LPS40-RM | Documentation, Read Me First | 1 | Not Shown |
| H7868-B | Power Supply, 5V, 36A, +12V, 7A 230W (replaces H7864-A) | 28 | 2 |
| H927B-A | Backplane, Q22 Bus 8 Quad Slots | 30 | 1 |
| LK201-RE | KEYBOARD ASSEMBLY, LK201-A | 1 | 8 |
| LK201-RE | KEYBOARD ASSEMBLY, LK201-A | 1A | 8 |
| LN02-AA | ENGINE, LASER PRINT | 1A | 1 |
| LN02-AA | ENGINE, LASER PRINT | 1 | 1 |
| LN02-AB | ENGINE, LASER PRINT | 1A | 1 |
| LN02-AB | ENGINE, LASER PRINT | 1 | 1 |
| LN02X-AA | TRAY ASSEMBLY, LARGE CAPACITY INPUT/ STACKER, FACE DOWN | 1 | 2 |
| LN02X-AA | TRAY ASSEMBLY, LARGE CAPACITY INPUT/ STACKER, FACE DOWN | 1A | 2 |
| LPS40-A3 | Model LPS40-A3 (Europe/International Version) | 1 | N/A |
| LPS40-AA | Model LPS40-AA (U.S./Canada Version) | 1 | N/A |
| LPS40-AJ | Model LPS40-AJ (Japan/Kanji Version) | 1 | N/A |
| LPS40-D3 | Model LPS40-D3 (Europe/International Version) | 1A | N/A |

INDEX BY DEC PART NUMBER

PrintServer 40/40 Plus

| PART NO. | DESCRIPTION | FIG NO. | ITEM NO. |
|----------|--|---------|-----------|
| LPS40-DA | Model LPS40-DA (U.S./Canada Version) | 1A | N/A |
| LPS40-DJ | Model LPS40-DJ (Japan/Kanji Version) | 1A | N/A |
| LPS40-E3 | Model LPS40-E3 (International Version) | 1 | N/A |
| LPS40-EA | Model LPS40-EA (U.S./Canada Version) | 1 | N/A |
| LPS40-EJ | Model LPS40-EJ (Japan/Kanji Version) | 1 | N/A |
| LPS40-F3 | Model LPS40-F3 (International Version) | 1A | N/A |
| LPS40-FA | Model LPS40-FA (U.S./Canada Version) | 1A | N/A |
| LPS40-FJ | Model LPS40-FJ (Japan/Kanji Version) | 1A | N/A |
| M7507-00 | Module, Full Page Bitmap Memory (2.5MB) | 26 | Not Shown |
| M7507-00 | Module, Full Page Bitmap Memory (2.5MB)(Simplex) | 26A | Not Shown |
| M7507-YA | Module, Full Page Bitmap Memor (2.5MB)(Duplex) | 26A | Not Shown |
| M7508-00 | Module, 29116 Image Generator Processor | 26 | Not Shown |
| M7508-00 | Module, 29116 Image Generator Processor | 26A | Not Shown |
| M7509-00 | Module, Q-bus/Print Engine Interface | 26 | Not Shown |
| M7509-00 | Module, Q-bus/Print Engine Interface | 26A | Not Shown |
| M7510-AA | Module, Horizontal Line Processor w/256KB Font RAM | 26 | Not Shown |
| M7510-AA | Module, Horizontal Line Processor w/256KB Font RAM | 26A | Not Shown |
| M7519-AA | Module, Horizontal Line Processor w/1MB Font RAM (256KB) | 26A | Not Shown |
| M7519-AA | Module, Horizontal Line Processor w/256KB Font RAM | 26 | Not Shown |
| M7606-AA | Module, MicroVAX II w/1MB, Floating Point | 26 | Not Shown |
| M7620-BA | Module, M7620-AA w/MOD ROM Code for Single | 26A | Not Shown |
| M9047-00 | Module, Q-bus Grant Continuity (added) | 26 | Not Shown |
| MS630-CA | Module, 8MB Memory Expansion (added) (replaces MS630-BB) | 26 | Not Shown |
| MS650-BA | Module, 16MB Memory Array for KA650 (added) (replaces MS650-AA) | 26A | Not Shown |
| PS2K1-AA | KIT, LPS40 COUNTRY (U.S./English) | 1 | Not Shown |
| PS2K1-AA | KIT, LPS40 COUNTRY (U.S./English) | 1A | Not Shown |
| PS2K1-AB | KIT, LPS40 COUNTRY (Europe/International) | 1A | Not Shown |
| PS2K1-AB | KIT, LPS40 COUNTRY (Europe/International) | 1 | Not Shown |
| PS2K1-AJ | KIT, LPS40 COUNTRY (Japanese/Kanji) | 1 | Not Shown |
| PS2K1-AJ | KIT, LPS40 COUNTRY (Japanese/Kanji) | 1A | Not Shown |
| VT2XX-AA | Stand, VT Terminal (replaces 34-23503-01) | 1 | 7 |
| VT2XX-AA | Stand, System (replaces 34-23503-01) | 1A | 7 |
| VT320-A3 | TERMINAL, VT320 VIDEO (w/White Phosphor)(240V) | 1 | 6 |
| VT320-A3 | TERMINAL, VT320 VIDEO (W/White Phosphor)(240V) | 1A | 6 |
| VT320-C3 | TERMINAL, VT320 VIDEO (w/Amber Phosphor)(240V) | 1A | 6 |
| VT320-C3 | TERMINAL, VT320 VIDEO (w/Amber Phosphor)(240V) | 1 | 6 |
| VT382-FB | TERMINAL, VT382 VIDEO (w/White Phosphor) (Kanji Text ,240V) | 1A | 9 |
| VT382-FB | TERMINAL, VT382 VIDEO (Monochrome) (Kanji Text, 240V) | 1 | 9 |

INDEX BY DEC PART DESCRIPTION

PrintServer 40/40 Plus

| DESCRIPTION | DEC PART NO. | FIG. NO. | ITEM NO. |
|---|-----------------|-------------|-------------|
| ACTUATOR ASSEMBLY | 29-26609-00 | 10 | 25 |
| Actuator, Bottle Sensor | N/A | 22 | 5 |
| Actuator, Height Sensor | 29-27208-01 | 4 | 6 |
| Actuator, Home Position Sensor | 29-26044-00 | 22 | 47 |
| Actuator, Oil Pump | 29-26037-00 | 20 | 32 |
| Actuator, Right Overflow Sensor | N/A | 10 | 26 |
| Actuator, Transport Switch | 29-26050-00 | 23 | 16 |
| Adapter, Q-bus/Ethernet | DELQA-M | 26A | 4 |
| Adaptor, DEC Ethernet Q-bus(added)(replaces DELQNA-M) | DELQA-M | 26 | 4 |
| Agitator | N/A | 17 | 3 |
| Anchor, Cartridge Lever Spring | N/A | 13 | 72 |
| AOM | 29-25828-00 | 15 | 25 |
| Arm, Assistant Guide Plate | 29-26321-00 | 9 | 23 |
| Arm, Left Front Inversion | N/A | 9 | 39 |
| Arm, Left Rear Inversion | N/A | 9 | 36 |
| Arm, Lower Front Feed Roller | N/A | 10 | 51 |
| Arm, Lower Rear Feed Roller | N/A | 10 | 47 |
| Arm, Mechanical Stop | N/A | 2 | 24 |
| Arm, Paper End Feeler | N/A | 3 | 9 |
| Arm, Paper Feed | N/A | 13 | 27 |
| Arm, Paper Feed | N/A | 4 | 26 |
| Arm, Pressure | N/A | 18 | 14 |
| Arm, Pressure Separation Roller | N/A | 13 | 38 |
| Arm, Right Front Inversion | N/A | 9 | 3 |
| Arm, Right Rear Inversion | N/A | 9 | 6 |
| Arm, Roller Separator | N/A | 4 | 16 |
| Arm, Upper Front Feed Roller | N/A | 10 | 43 |
| Arm, Upper Rear Feed Roller | N/A | 10 | 46 |
| BACKPLANE ASSEMBLY, DISTRIBUTION | 70-19986-00 | 30 | N/A |
| BACKPLANE ASSEMBLY, DISTRIBUTION | 70-19986-00 | 28 | 6 |
| Backplane, Q22 Bus 8 Quad Slots | H927B-A | 30 | 1 |
| Base, Bottom Plate | N/A | 2 | 18 |
| Base, Elevator | N/A | 5 | 24 |
| Base, Grip | N/A | 23 | 11 |
| Bearing, Ball (10 x 22 x 6MM) | N/A | 5 | 45 |
| Bearing, Ball (15 x 32 x 9MM) | N/A | 17 | 78 |
| Bearing, Ball (25 x 42 x 9MM) | N/A | 20 | 57 |
| Bearing, Ball (6 x 12 x 4MM) | N/A | 19 | 23 |
| Bearing, Ball (6 x 12 x 4MM) | N/A | 14 | 22 |
| Bearing, Ball (6 x 12 x 4MM) | N/A | 9 | 13 |
| Bearing, Ball (8 x 16 x 5MM) | 29-27615-01 | 20 | 58 |
| Bearing, Ball (8 x 16 x 5MM) | N/A | 21 | 45 |
| Bearing, Ball (8 x 16 x 5MM) | N/A | 19 | 24 |
| Bearing, Ball (8 x 16 x 5MM) | 29-27615-01 | 14 | 23 |
| Bearing, Ball (8 x 16 x 5MM) | 29-27615-01 | 9 | 30 |
| Bearing, Ball (8 x 16 x 5MM) | 29-27615-01 | 5 | 4 |
| Bearing, Ball (8 x 22 x 7MM) | N/A | 20 | 59 |
| Belt, Development Drive | 29-25912-00 | 21 | 8 |
| Belt, Drive Cleaning/Fusing | 29-25862-00 | 21 | 69 |
| Belt, Drive Drum | 29-25859-00 | 21 | 55 |
| Belt, Rubber | 29-25815-00 | 19 | 14 |
| Belt, Tightener Development Drive | N/A | 21 | 12 |
| Belt, Timing | 29-25908-00 | 5 | 3 |
| Belt, Timing | 29-25906-00 | 5 | 35 |

INDEX BY DEC PART DESCRIPTION

PrintServer 40/40 Plus

| DESCRIPTION | DEC PART NO. | FIG. NO. | ITEM NO. |
|--|-----------------|-------------|-------------|
| Belt, Timing | 29-25905-00 | 3 | 36 |
| Belt, Timing 90XL | 29-26288-00 | 21 | 30 |
| Blade Assembly, Doctor | N/A | 17 | 38 |
| Blade, Cleaning | 29-25812-00 | 18 | 21 |
| Blade, Scraper | N/A | 18 | 23 |
| Blade, Solenoid Cleaning | 29-25861-00 | 21 | 68 |
| Bolt, Wing (M4) | N/A | 2 | 2 |
| Boss, Brake, Registration | N/A | 13 | 64 |
| Bottle, Developer Collection | 29-25843-00 | 12 | 11 |
| Bracket Assembly, Guide | N/A | 20 | 72 |
| BRACKET ASSEMBLY, SENSOR (LN02) | 29-26612-00 | 3 | 6 |
| Bracket, AC Inlet | N/A | 25 | 38 |
| Bracket, AC Inlet Panel | N/A | 25 | 26 |
| Bracket, AC Power Supply | N/A | 8 | 5 |
| Bracket, AC Switch | 74-27565-01 | 29 | 6 |
| Bracket, Adjustable Frame | N/A | 5 | 13 |
| Bracket, Adjustable Latch Lever Elbow | N/A | 5 | 38 |
| Bracket, Adjustable Lower Front Pulley | N/A | 5 | 42 |
| Bracket, Adjustable Rail | N/A | 5 | 29 |
| Bracket, Adjustable Upper Front Pulley | N/A | 5 | 57 |
| Bracket, Bottle Sensor | N/A | 22 | 7 |
| Bracket, Brake | N/A | 21 | 37 |
| Bracket, Cartridge Sensor | N/A | 22 | 11 |
| Bracket, Cassette Motor | N/A | 13 | 86 |
| Bracket, Clamp | N/A | 25 | 20 |
| Bracket, Cleaning/Fusing Drive | N/A | 21 | 66 |
| Bracket, Clutch Stopper | N/A | 13 | 58 |
| Bracket, Collection Bottle | N/A | 23 | 5 |
| Bracket, Cord Clamp 70 | N/A | 22 | 52 |
| Bracket, Development Solenoid | N/A | 21 | 6 |
| Bracket, Distribution | 74-27551-01 | 30 | 3 |
| Bracket, Drive Arm Shaft | N/A | 13 | 16 |
| Bracket, Drum Drive | N/A | 21 | 54 |
| Bracket, Exit | N/A | 23 | 26 |
| Bracket, Exit Tray | N/A | 23 | 29 |
| Bracket, Feed | N/A | 4 | 20 |
| Bracket, Feed Solenoid | N/A | 13 | 80 |
| Bracket, Front Cover Switch | 29-26042-00 | 22 | 10 |
| Bracket, Front Elevator Belt | N/A | 5 | 25 |
| Bracket, Front Support | N/A | 2 | 15 |
| Bracket, Height Sensor | N/A | 4 | 4 |
| Bracket, Home Position Sensor | N/A | 22 | 46 |
| Bracket, Indicator Panel | N/A | 22 | 2 |
| Bracket, Left Inner Cover | N/A | 23 | 32 |
| Bracket, Left Overflow Sensor | N/A | 10 | 29 |
| Bracket, Left Rear | N/A | 23 | 20 |
| Bracket, Lower Rear Adjustable Pulley | N/A | 5 | 54 |
| Bracket, Main Control Board | N/A | 8 | 12 |
| Bracket, Main Switch | N/A | 25 | 5 |
| Bracket, Main Switch | N/A | 22 | 24 |
| Bracket, Main Switch | N/A | 8 | 28 |
| Bracket, Mechanical Stop | N/A | 2 | 27 |
| Bracket, Oil Pipe | N/A | 20 | 21 |
| Bracket, Oil Supply | N/A | 20 | 31 |

INDEX BY DEC PART DESCRIPTION

PrintServer 40/40 Plus

| DESCRIPTION | DEC PART NO. | FIG. NO. | ITEM NO. |
|---------------------------------------|-----------------|-------------|-------------|
| Bracket, Paper End | N/A | 3 | 8 |
| Bracket, Paper End Sensor | N/A | 3 | 4 |
| Bracket, Paper Feed Assembly | N/A | 13 | 25 |
| Bracket, Paper Height Detector | N/A | 13 | 82 |
| Bracket, Paper-Separator | N/A | 13 | 41 |
| Bracket, Pick-Up Solenoid | N/A | 4 | 7 |
| Bracket, Pulse Generator | N/A | 10 | 18 |
| Bracket, Rear Cover | N/A | 23 | 23 |
| Bracket, Rear Elevator Belt | N/A | 5 | 20 |
| Bracket, Rear Support | N/A | 2 | 3 |
| Bracket, Rear T & D Corona | N/A | 16 | 12 |
| Bracket, Registration Drive | N/A | 21 | 31 |
| Bracket, Relay Roller | N/A | 3 | 51 |
| Bracket, Release Lever Stopper | N/A | 23 | 33 |
| Bracket, Right Overflow Sensor | N/A | 10 | 27 |
| Bracket, Right Rear | N/A | 23 | 15 |
| Bracket, Rotary Catch | N/A | 8 | 23 |
| Bracket, Saddle Clamp 40 | N/A | 22 | 50 |
| Bracket, Safety Sensor | N/A | 6 | 4 |
| Bracket, Size Detector | N/A | 13 | 8 |
| Bracket, Slider Plate | N/A | 21 | 4 |
| Bracket, Spring Hook | N/A | 10 | 50 |
| Bracket, Tension | N/A | 10 | 13 |
| Bracket, Thermistor | N/A | 20 | 26 |
| Bracket, Toner Density, PCB | N/A | 22 | 12 |
| Bracket, Upper | N/A | 20 | 23 |
| Bracket, Upper Rear | N/A | 23 | 19 |
| Bracket, Upper Rear Adjustable Pulley | N/A | 5 | 53 |
| Bracket, Vertical Feed Clutch | N/A | 9 | 29 |
| Bracket, Vertical Feed Door | N/A | 10 | 37 |
| Brake, Registration Boss | N/A | 21 | 34 |
| Brake, Registration Roller | N/A | 21 | 33 |
| Breaker, Circuit 16A/250V | 29-25888-00 | 25 | 8 |
| Breaker, Circuit 1A 250V | 29-26320-00 | 8 | 33 |
| Breaker, Circuit 1A/250V | 29-25889-00 | 25 | 9 |
| Brush, Anti-Static | 29-25856-00 | 20 | 90 |
| Brush, Cleaning | 29-25821-00 | 18 | 20 |
| Brush, Long Antistatic | 29-26323-00 | 9 | 55 |
| Brush, Medium Antistatic | 29-26326-00 | 10 | 32 |
| Brush, Short Antistatic | 29-26325-00 | 10 | 31 |
| Bumper, Rubber Door | N/A | 24 | 4 |
| Bushing (10MM) | N/A | 13 | 1 |
| Bushing (13MM) | N/A | 7 | 10 |
| Bushing (6 x 10 x 6MM) | N/A | 20 | 78 |
| Bushing (6 x 10 x 6MM) | N/A | 18 | 10 |
| Bushing (6 x 10 x 8MM) | N/A | 20 | 102 |
| Bushing (6MM) | N/A | 4 | 57 |
| Bushing (6MM) | 29-27610-01 | 9 | 19 |
| Bushing (7.9M) | N/A | 6 | 12 |
| Bushing (7.9MM) | N/A | 7 | 11 |
| Bushing (8MM) | N/A | 4 | 50 |
| Bushing (8MM) | N/A | 3 | 44 |
| Bushing (11.5MM) | N/A | 21 | 49 |

INDEX BY DEC PART DESCRIPTION

PrintServer 40/40 Plus

| DESCRIPTION | DEC PART NO. | FIG. NO. | ITEM NO. |
|---|-----------------|-------------|-------------|
| Bushing (6 x 10 x 6MM) | N/A | 13 | 40 |
| Bushing (6 x 10 x 6MM) | 29-27610-01 | 10 | 17 |
| Bushing (6 x 10 x 6MM) | 29-27610-01 | 13 | 17 |
| Bushing (6 x 10 x 6MM) | N/A | 9 | 18 |
| Bushing (6MM) | N/A | 17 | 10 |
| Bushing (6MM) | N/A | 10 | 23 |
| Bushing (6MM) | N/A | 5 | 66 |
| Bushing (8M) | 29-27616-01 | 20 | 43 |
| Bushing (8MM) | 29-27616-01 | 23 | 3 |
| Bushing (8MM) | N/A | 17 | 11 |
| Bushing (8MM) | N/A | 9 | 43 |
| Bushing (8MM) | 29-27616-01 | 13 | 26 |
| Bushing (M4 x 5) | N/A | 12 | 15 |
| Bushing, Hot Roller | N/A | 20 | 10 |
| Bushing, Open/Close | N/A | 10 | 61 |
| Bushing, Open/Close (20.2MM) | N/A | 13 | 56 |
| Bushing, Open/Close (20.2MM) | N/A | 13 | 65 |
| Bushing, Paper Feed Roller | N/A | 13 | 20 |
| Bushing, Power Cable (US) | N/A | 24 | 28 |
| Bushing, Upper Registration Roller | N/A | 14 | 13 |
| Bushing, Upper Registration Roller | N/A | 3 | 16 |
| C-Ring, Retaining (M17) | N/A | 16 | 34 |
| Cabinet, Paper | N/A | 2 | 12 |
| Cable Assembly, (5 ft) (Not Shown) | BC27H-05 | 26A | 6 |
| Cable Assembly, (5 ft) (Not Shown) | BC27H-05 | 26 | 6 |
| Cable Assembly, (BC17H-05) | 17-00677-05 | 1 | 10 |
| Cable Assembly, (BC27H-05) | 17-00677-05 | 1A | 10 |
| Cable Assembly, 10 Ft ODT for PC300 (Not Shown) | BCC08-10 | 26 | 7 |
| Cable Assembly, 12 Cond Molded Shld 25S | 17-00677-05 | 26A | Not Shown |
| Cable Assembly, 20 Cond Flat | 17-00673-01 | 26 | Not Shown |
| Cable Assembly, 20 Cond Flat (J1 to J1) | 17-00673-01 | 26A | Not Shown |
| Cable Assembly, 20 Pin | 17-00712-02 | 27 | 5 |
| Cable Assembly, 50 Cond Flat | 17-01898-01 | 26A | Not Shown |
| Cable Assembly, 7 Cond Molded Shld 25 | 17-00301-00 | 26A | 7 |
| Cable Assembly, AC On/Off Power | 70-20434-01 | 29 | 4 |
| Cable Assembly, AC Power Switch | 29-25885-00 | 24 | 31 |
| Cable Assembly, DC Power Drive (replaces 70-20435-1K) | 17-01356-02 | 28 | 9 |
| Cable Assembly, Fan | 70-20449-0D | 28 | 3 |
| Cable Assembly, Video Signal | N/A | 22 | 87 |
| Cable Kit for DELQA (Not Shown) (added) | CK-DELQA-YB | 26 | 5 |
| (replaces CK-DEQNA-KB) Cable, AOM | N/A | 15 | 24 |
| Cable, Breaker | 29-26399-00 | 7 | 6 |
| Cable, Console Backplane, 10 Pin | 17-00624-01 | 27 | 4 |
| Cable, Control Panel to Back Plane | 70-20451-1C | 27 | 10 |
| Cable, High Voltage Bias | N/A | 22 | 67 |
| Cable, High Voltage Charge | N/A | 22 | 66 |
| Cable, High Voltage PCC | N/A | 22 | 65 |
| Cable, I/F Print Engine | 29-26283-00 | 1A | Not Shown |
| Cable, I/F Print Engine Data DC | 29-26283-00 | 1 | Not Shown |
| Cable, I/F Face Down Stacker | 29-26284-00 | 1A | Not Shown |
| Cable, I/F Face Down Stacker | 29-26284-00 | 1 | Not Shown |
| Cable, I/F Large Capacity Input Tray | 29-26271-00 | 1A | Not Shown |
| Cable, I/F Large Capacity Input Tray | 29-26271-00 | 1 | Not Shown |
| Cable, Interface | 29-26271-00 | 6 | 1 |
| Cable, Interface | 29-26271-00 | 7 | 4 |

INDEX BY DEC PART DESCRIPTION

PrintServer 40/40 Plus

| DESCRIPTION | DEC PART NO. | FIG. NO. | ITEM NO. |
|---|-----------------|-------------|-------------|
| Cable, Interface DC Data (FDS) | 29-26284-00 | 8 | 17 |
| Cable, Main Motor Relay | N/A | 8 | 32 |
| Cable, PCB | 29-26295-00 | 6 | 3 |
| Cable, PCB | N/A | 7 | 2 |
| Cable, Power (Japan) | 70-23341-07 | 1 | Not Shown |
| Cable, Power (U.S.) | 29-26285-00 | 1A | Not Shown |
| Cable, Power (U.S.) | 29-26285-00 | 1 | Not Shown |
| Cable, Power MicroVAX (International) | 29-26278-00 | 1A | Not Shown |
| Cable, Power MicroVAX (International) | 29-26278-00 | 1 | Not Shown |
| Cable, Power MicroVAX (U.S.) | 29-26282-00 | 1A | Not Shown |
| Cable, Power MicroVAX (U.S.) | 29-26282-00 | 1 | Not Shown |
| Cable, Power Print Engine (International) | 29-26279-00 | 1 | Not Shown |
| Cable, Power Print Engine (International) | 29-26279-00 | 1A | Not Shown |
| Cable, Power Print Engine (U.S.) | 29-26269-00 | 1A | Not Shown |
| Cable, Power Print Engine (U.S.) | 29-26269-00 | 1 | Not Shown |
| Cable, Power Supply Relay | 29-26300-00 | 7 | 7 |
| Cable, Power Video Terminal (International) | 29-26277-00 | 1A | Not Shown |
| Cable, Power Video Terminal (International) | 29-26277-00 | 1 | Not Shown |
| Cable, Power Video Terminal (U.S.) | 29-26276-00 | 1 | Not Shown |
| Cable, Power Video Terminal (U.S.) | 29-26276-00 | 1A | Not Shown |
| Cable, Printer I/F Data DC | 29-26283-00 | 22 | 74 |
| Cable, Relay | 29-26302-00 | 3 | 29 |
| Cable, Relay Video Board | N/A | 22 | 26 |
| Cable, Service Panel | N/A | 22 | 28 |
| Cable, Size Detector | N/A | 13 | 13 |
| Cable, Size Detector Paper End Sensor | N/A | 13 | 9 |
| Cable, Stack Over Sensor (deleted) | N/A | 22 | 56 |
| Cable, Sync Detector | N/A | 15 | 21 |
| Cable, Temperature Fuse | 29-25808-00 | 20 | 22 |
| Cable, Transport | N/A | 19 | 1 |
| Cable, Upper Paper End Sensor | N/A | 13 | 33 |
| Cable, Video Control | N/A | 22 | 42 |
| Cable, VT Power (International) | 29-26277-00 | 24 | 22 |
| Cable, VT Power (US) | 29-26276-00 | 24 | 22 |
| Cable, W/Connector Fusing | N/A | 20 | 67 |
| Cable/Jumper Assembly 2.5 meters (6A) | 17-00365-03 | 1 | Not Shown |
| Cam Assembly, Inversion | 29-26345-00 | 9 | 10 |
| Cam, Eccentric AOM | N/A | 15 | 23 |
| Cap, Development | N/A | 17 | 62 |
| Cap, Large Left Cover | N/A | 8 | 19 |
| Cap, Large Shield | N/A | 15 | 22 |
| Cap, Oil Tank | N/A | 20 | 64 |
| Cap, Small Left Cover | N/A | 8 | 20 |
| Cap, Small Shield | N/A | 15 | 10 |
| Casing, Cartridge | N/A | 17 | 16 |
| Casing, Cleaning Unit | N/A | 18 | 25 |
| Casing, Hopper | N/A | 17 | 17 |
| Cassette Cover (A3) | N/A | 11 | 10 |
| Cassette Cover (A4) | N/A | 11 | 10 |
| Cassette, Double Letter | 34-25288-02 | 11 | 9 |
| Cassette, Letter | 34-25288-01 | 11 | 9 |
| Caster | N/A | 24 | 12 |
| Caster (M50 x 65) | N/A | 2 | 13 |
| Caster, W/Lock | N/A | 24 | 14 |

INDEX BY DEC PART DESCRIPTION

PrintServer 40/40 Plus

| DESCRIPTION | DEC PART NO. | FIG. NO. | ITEM NO. |
|---|-----------------|-------------|-------------|
| Caster, w/Lock Adjustable | N/A | 24 | 9 |
| Catch, Door | N/A | 24 | 2 |
| Catch, Door Magnet | 29-26308-00 | 2 | 14 |
| Catch, Rotary | 29-26318-00 | 8 | 22 |
| Chain, Bushed Roller 222P | 29-26337-00 | 10 | 15 |
| Chain, Hook Link | 29-25819-00 | 17 | 81 |
| Chain, Mechanical Stop | N/A | 2 | 22 |
| Chamber, Transport | N/A | 19 | 17 |
| Chassis Assembly (replaces 70-19985-01) | 70-19985-03 | 28 | 1 |
| CHASSIS ASSEMBLY, MICRO | 70-21860-02 | 28 | N/A |
| CHASSIS ASSEMBLY, MicroVAX II | 70-21860-02 | 27 | 1 |
| CHASSIS/BRACKET, PRINT ENGINE | N/A | 23 | N/A |
| Clamp | N/A | 6 | 11 |
| Clamp, (DKS-16-1) | N/A | 25 | 51 |
| Clamp, Cable | N/A | 20 | 7 |
| Clamp, Cable | N/A | 3 | 47 |
| Clamp, Cable for Flat Cable | 90-08264-00 | 27 | 6 |
| Clamp, Cleaning Unit | 29-27842-01 | 16 | 29 |
| Clamp, Cord AC | N/A | 20 | 25 |
| Clamp, Cord DC | N/A | 20 | 24 |
| Clamp, Harness (WS-1NSV) | N/A | 7 | 13 |
| Clamp, Harness (WS-2NS) | N/A | 7 | 9 |
| Clamp, Harness (WS-2NS) | N/A | 6 | 10 |
| Clamp, Harness (WS-2WS) | N/A | 7 | 14 |
| Clamp, Harness (WS-2WS) | N/A | 5 | 56 |
| CLEANING UNIT | 29-25847-00 | 11 | 5 |
| CLEANING UNIT, PRINT ENGINE | 29-25847-00 | 18 | N/A |
| Clip, Cable (20MM) | N/A | 24 | 24 |
| Clip, Cable (4.5MM) | N/A | 8 | 43 |
| Clip, Long Cable (5.2MM) | N/A | 21 | 46 |
| Clip, Long Cable (5.2MM) | N/A | 8 | 44 |
| Clip, Nylon | N/A | 24 | 20 |
| Clip, Nylon | N/A | 15 | 39 |
| Clip, Nylon | N/A | 14 | 24 |
| Clip, Nylon | N/A | 13 | 55 |
| Clip, Nylon (2N) | N/A | 8 | 45 |
| Clip, Nylon (3N) | N/A | 5 | 62 |
| Clip, Nylon (3N) | N/A | 3 | 48 |
| Clip, Nylon (3N) (Not Shown) | N/A | 8 | 46 |
| Clip, Nylon (4N) | N/A | 6 | 14 |
| Clip, Nylon (6N) | N/A | 8 | 48 |
| Clip, Nylon (7N) | N/A | 7 | 12 |
| Clip, Nylon 3N | N/A | 22 | 37 |
| Clip, Short Cable (20MM) | N/A | 25 | 49 |
| Clip, Short Cable (5.2MM) | N/A | 8 | 47 |
| Clip, Wire | N/A | 21 | 48 |
| Clip,Cable (11.5MM) | N/A | 22 | 85 |
| Clip,Cable (16MM) | N/A | 22 | 86 |
| Clip,Nylon 2N | N/A | 22 | 83 |
| Clip,Nylon 4N | N/A | 22 | 84 |
| Clutch Assembly, Vertical Feed | 29-26346-00 | 9 | 11 |
| Clutch, (6MM) Oneway | 29-27210-01 | 4 | 48 |
| Clutch, Drive Development Knob | N/A | 17 | 51 |
| Clutch, Lower Feed (Trans Mag) | 29-25904-00 | 4 | 30 |
| Clutch, Magnetic Feed | 29-25838-00 | 13 | 59 |

INDEX BY DEC PART DESCRIPTION

PrintServer 40/40 Plus

| DESCRIPTION | DEC PART NO. | FIG. NO. | ITEM NO. |
|---|-----------------|-------------|-------------|
| Clutch, Magnetic Registration | 29-25839-00 | 13 | 60 |
| Clutch, Magnetic Registration Drive | N/A | 21 | 29 |
| Clutch, Slip | N/A | 20 | 76 |
| Clutch, Upper Feed | 29-25903-00 | 4 | 41 |
| Collar, Development Drive Shaft | N/A | 21 | 20 |
| Collar, Drive Shaft | N/A | 20 | 46 |
| Collar, Release Cam | N/A | 18 | 12 |
| Collar, Shaft Fixing | N/A | 21 | 35 |
| Collar, Shaft Fixing | N/A | 13 | 62 |
| Collar, Spring | N/A | 18 | 4 |
| Controller Assembly, Fan Speed | 70-22643-01 | 26 | 8 |
| Controller Assembly, Fan Speed | 70-22643-01 | 26A | 8 |
| CONTROLLER ASSEMBLY, LPS40 | 630QP-B3 | 26 | N/A |
| CONTROLLER ASSEMBLY, LPS40 | 630QP-A3 | 26 | N/A |
| CONTROLLER ASSEMBLY, LPS40 | 630QP-A3 | 1 | 5 |
| CONTROLLER ASSEMBLY, LPS40 Kanji (added) | 630QP-B3 | 1 | 5 |
| CONTROLLER ASSEMBLY, LPS40 PLUS CVAX | 650QP-B3 | 26A | N/A |
| CONTROLLER ASSEMBLY, LPS40 PLUS CVAX | 650QP-A3 | 26A | N/A |
| CONTROLLER ASSEMBLY, LPS40 PLUS CVAX | 650QP-A3 | 1A | 5 |
| CONTROLLER ASSEMBLY, LPS40 PLUS CVAX KANJI | 650QP-B3 | 1A | 5 |
| Controller Unit, Device | N/A | 24 | 32 |
| Controller, Fusing Temperature | 29-25913-00 | 22 | 55 |
| Cord, AC Power (Europe) | 29-26279-00 | 22 | 73 |
| Cord, AC Power (US) | 29-26269-00 | 22 | 73 |
| Cord, AC Power (US) (FDS) | 29-26281-00 | 8 | 16 |
| Cord, AC Power LCIT:PDU | 29-26270-00 | 7 | 3 |
| Cord, Power (250V 20A) | 2J-H078A-01 | 1 | Not Shown |
| Cord, Power (250V 20A) | 2J-H078A-01 | 1 | Not Shown |
| Cord, Power (250V 20A) | 2J-H078A-01 | 1A | Not Shown |
| Cord, Power (250V 20A) | 2J-H078A-01 | 1A | Not Shown |
| Cord, Power (6A) | 17-00442-03 | 26A | Not Shown |
| Cord, Power (for Terminal) 2.5 meters (6A) | 17-00365-03 | 1A | Not Shown |
| Cord, Power (for Terminal) 2.5 meters (6A) | 17-00365-03 | 1A | Not Shown |
| Cord, Power (for Terminal) 2.5 meters (6A) | 17-00365-03 | 1 | Not Shown |
| Cord, Power (International) (FDS) | 29-26280-00 | 8 | 16 |
| Cord, Power (MicroVAX) | 29-26282-00 | 24 | 23 |
| Cord, Power Face Down Stacker (International) | 29-26280-00 | 1A | Not Shown |
| Cord, Power Face Down Stacker (International) | 29-26280-00 | 1 | Not Shown |
| Cord, Power Face Down Stacker (U.S.) | 29-26281-00 | 1 | Not Shown |
| Cord, Power Face Down Stacker (U.S.) | 29-26281-00 | 1A | Not Shown |
| Cord, Power Large Capacity Input Tray | 29-26270-00 | 1 | Not Shown |
| Cord, Power Large Capacity Input Tray | 29-26270-00 | 1A | Not Shown |
| Cord, Power Terminal 2.5 meters (6A) | 17-00442-03 | 1 | Not Shown |
| Corona Assembly, Charge | 29-25830-00 | 16 | 4 |
| Corona Assembly, T & D | 29-25831-00 | 16 | 5 |
| Counter, Maintenance | 29-25872-00 | 22 | 21 |
| Counter, Total | 29-25880-00 | 22 | 72 |
| Cover Assembly, Front | 29-26023-00 | 12 | 1 |
| Cover, Agitator Drive | N/A | 17 | 47 |
| Cover, Bias Terminal | N/A | 22 | 71 |
| Cover, Bottom | N/A | 2 | 10 |
| Cover, Bottom Harness | N/A | 2 | 17 |
| Cover, Elevator Gear | N/A | 5 | 48 |
| Cover, Exit Assembly | N/A | 20 | 88 |
| Cover, Feed | N/A | 13 | 32 |

INDEX BY DEC PART DESCRIPTION

PrintServer 40/40 Plus

| DESCRIPTION | DEC PART NO. | FIG. NO. | ITEM NO. |
|---|-----------------|-------------|-------------|
| Cover, Front | 29-26319-00 | 8 | 24 |
| Cover, Front Fusing | N/A | 20 | 30 |
| Cover, Front PCC Endblock | N/A | 18 | 31 |
| Cover, Fusing Slider | N/A | 23 | 22 |
| Cover, Large Upper Fusing | N/A | 20 | 19 |
| Cover, Left | 29-26027-00 | 12 | 10 |
| COVER, LEFT | 29-26331-00 | 8 | 18 |
| Cover, Left Inner | 29-26274-00 | 12 | 4 |
| Cover, Logic (replaces 74-27751-01) | 74-38423-01 | 28 | 7 |
| Cover, Main Switch Bracket | N/A | 8 | 29 |
| Cover, Motor | N/A | 9 | 48 |
| Cover, Open Relay | 29-26287-00 | 22 | 53 |
| Cover, Optical Housing | N/A | 15 | 19 |
| Cover, Paper End | N/A | 3 | 11 |
| Cover, Paper Feed Gear | 29-27209-01 | 4 | 43 |
| Cover, Paper Sensor | N/A | 5 | 23 |
| Cover, Plastic Harness | N/A | 17 | 56 |
| Cover, Rear | 29-26347-00 | 24 | 21 |
| Cover, Rear | 29-26025-00 | 12 | 7 |
| Cover, Rear | 29-26334-00 | 8 | 8 |
| Cover, Rear | N/A | 2 | 4 |
| Cover, Rear Elevator Belt | N/A | 5 | 1 |
| Cover, Rear Endblock PCC | N/A | 18 | 8 |
| Cover, Rectangular Plate | 74-27574-01 | 27 | 12 |
| Cover, Registration | N/A | 12 | 3 |
| Cover, Relay Gear | N/A | 3 | 13 |
| Cover, Relay Sensor | N/A | 3 | 30 |
| Cover, Right | 29-26024-00 | 12 | 6 |
| Cover, Right Inner | 29-26273-00 | 12 | 2 |
| Cover, RX/RD | 74-27564-01 | 28 | 5 |
| Cover, Sensor Harness | N/A | 17 | 60 |
| Cover, Separation Guide | 29-25844-00 | 13 | 4 |
| Cover, Service Panel | N/A | 22 | 25 |
| Cover, Small Upper Fusing | N/A | 20 | 20 |
| Cover, Top | N/A | 2 | 7 |
| Cover, Upper | 29-26026-00 | 12 | 9 |
| Cover, Upper | 29-26328-00 | 8 | 15 |
| Cover, Upper Development | N/A | 17 | 39 |
| Cover, Upper Frame | N/A | 20 | 18 |
| Cover, Upper Handle | N/A | 20 | 15 |
| Cover, Upper Lock Lever | N/A | 20 | 17 |
| Cover, Vacuum Fan | N/A | 23 | 9 |
| Cover, Video Power Control Board Shield | N/A | 12 | 8 |
| Cushion, Laser Tube | N/A | 15 | 14 |
| Cushion, Right Support Guide | N/A | 9 | 51 |
| Cushion, Rubber | N/A | 21 | 67 |
| DC Power Backplane Cable Assembly (replaces 70-20450-01) | 17-01311-01 | 28 | Not Shown |
| DETECTOR ASSEMBLY, PAPER HEIGHT | 29-26290-00 | 13 | 79 |
| Detector, Paper | 29-25892-00 | 9 | 47 |
| Detector, Paper | 29-25892-00 | 10 | 2 |
| Detector, Paper | 29-26312-00 | 4 | 34 |
| Detector, Paper | 29-26312-00 | 3 | 31 |
| DEVELOPMENT UNIT | 29-25850-00 | 11 | 8 |
| DEVELOPMENT UNIT, PRINT ENGINE | 29-25850-00 | 17 | N/A |

INDEX BY DEC PART DESCRIPTION

PrintServer 40/40 Plus

| DESCRIPTION | DEC PART NO. | FIG. NO. | ITEM NO. |
|---|-----------------|-------------|-------------|
| Disk, Perforation | 29-26338-00 | 10 | 16 |
| Distribution Assembly | 70-22014-01 | 26A | 2 |
| Distribution Assembly | 70-22014-01 | 26 | 2 |
| Distribution Assembly, Rear | 70-19979-00 | 27 | 15 |
| Documentation, Installation Guide | EK-LPS40-IN | 1A | Not Shown |
| Documentation, Installation Guide | EK-LPS40-IN | 1 | Not Shown |
| Documentation, LPS40 Operators Guide (Japan) | EK-LPS40-OG | 1 | Not Shown |
| Documentation, Operators Guide | EK-LPS40-OP | 1 | Not Shown |
| Documentation, Operators Guide | EK-LPS40-OP | 1A | Not Shown |
| Documentation, Operators Guide (Japan) | EK-LPS40-OG | 1A | Not Shown |
| Documentation, Operators Reference Cards | EK-LPS40-RC | 1A | Not Shown |
| Documentation, Operators Reference Cards | EK-LPS40-RC | 1 | Not Shown |
| Documentation, Operators Reference Cards (Japan) | EK-LPS40-CA | 1A | Not Shown |
| Documentation, Operators Reference Cards (Japan) | EK-LPS40-CA | 1 | Not Shown |
| Documentation, Read Me First | EK-LPS40-RM | 1 | Not Shown |
| Documentation, Read Me First (Japan) | EK-LPS40-RM | 1A | Not Shown |
| DOOR | N/A | 2 | 8 |
| DOOR ASSEMBLY, VERTICAL FEED | 29-26607-00 | 10 | 35 |
| Door, Front Left | 29-26354-00 | 24 | 7 |
| Door, Front Right | 29-26353-00 | 24 | 3 |
| DRIVE ASSEMBLY, PRINT ENGINE | N/A | 21 | N/A |
| Drum | 29-25822-01 | 16 | 11 |
| DRUM ASSEMBLY, PRINT ENGINE | N/A | 16 | N/A |
| Drum, Casing | N/A | 16 | 7 |
| Drum, Temperature Sensor | 29-25818-00 | 16 | 24 |
| Duct, Charge Corona | N/A | 16 | 21 |
| Duct, Drum Fan | 29-26031-00 | 16 | 17 |
| Duct, Transport | 29-26033-00 | 19 | 5 |
| Duct, Vacuum Fan | 29-26051-00 | 23 | 18 |
| ELECTRICAL ASSEMBLY, PRINT ENGINE | N/A | 22 | N/A |
| ELECTRICAL COMPONENTS ASSEMBLY, FACE DOWN STACKER EXTERIOR (FDS) | N/A | 8 | N/A |
| ELEVATOR MOTOR ASSEMBLY (LN02) | 29-26605-00 | 5 | 44 |
| Endblock, Front PCC | N/A | 18 | 30 |
| Endblock, Rear PCC | N/A | 18 | 6 |
| ENGINE, LASER PRINT | LN02-AA | 1A | 1 |
| ENGINE, LASER PRINT | LN02-AB | 1A | 1 |
| ENGINE, LASER PRINT | LN02-AB | 1 | 1 |
| ENGINE, LASER PRINT | LN02-AA | 1 | 1 |
| EXIT ASSEMBLY, PAPER | 29-25854-00 | 20 | 70 |
| Fan, Drum (LNO2) | 29-25824-00 | 16 | 16 |
| Fan, Fusing | 29-25876-00 | 22 | 62 |
| Fan, Vacuum | 29-25881-00 | 23 | 8 |
| Feeler, Jam Detection | N/A | 20 | 71 |
| Feeler, Left Overflow Sensor | 29-26340-00 | 10 | 65 |
| Feeler, Right Overflow Sensor | N/A | 10 | 28 |
| Filler, Paper End | 29-26019-00 | 13 | 11 |
| Filter Assembly, Noise | 29-26333-00 | 8 | 6 |
| Filter, Development | 29-27218-01 | 17 | 35 |
| Filter, Noise 16A/250V | 29-26349-00 | 25 | 15 |
| Filter, Noise 1A/250V | 29-26351-00 | 25 | 15 |
| Filter, Noise 1A/250V | 29-26351-00 | 25 | 27 |
| Filter, PTL | 29-26029-00 | 14 | 11 |
| Filter, Quenching Lamp | 29-25817-00 | 16 | 23 |

INDEX BY DEC PART DESCRIPTION

PrintServer 40/40 Plus

| DESCRIPTION | DEC PART NO. | FIG. NO. | ITEM NO. |
|-------------------------------|-----------------|-------------|-------------|
| Flange, Front Drum | N/A | 16 | 8 |
| Flange, Rear Drum | N/A | 16 | 10 |
| Foot, Rubber | N/A | 23 | 10 |
| Foot, Rubber | N/A | 10 | 52 |
| Frame, Adjustable | N/A | 5 | 34 |
| Frame, Exit Assembly | N/A | 20 | 94 |
| Frame, Left Fusing | N/A | 20 | 63 |
| Frame, Paper Feed | N/A | 4 | 37 |
| Frame, Rear Adjustable | N/A | 5 | 15 |
| Frame, Right Fusing | N/A | 20 | 66 |
| Fulcrum, Left Pin | N/A | 22 | 39 |
| Fulcrum, Right Pin | N/A | 22 | 41 |
| Funnel, Oil | N/A | 20 | 1 |
| FUSING UNIT | 29-25848-00 | 11 | 6 |
| FUSING UNIT, PRINT ENGINE | 29-25848-00 | 20 | N/A |
| Fusing Unit, Slider | N/A | 23 | 24 |
| Gate, Junction | N/A | 9 | 53 |
| Gear Head, Paper Drive Motor | N/A | 4 | 1 |
| Gear, 15T | N/A | 18 | 11 |
| Gear, 15T | N/A | 13 | 87 |
| Gear, 15T & 40T | N/A | 13 | 88 |
| Gear, 16T | N/A | 21 | 17 |
| Gear, 17T | N/A | 10 | 20 |
| Gear, 17T, Transport | N/A | 21 | 76 |
| Gear, 18T | N/A | 17 | 9 |
| Gear, 18T | N/A | 20 | 12 |
| Gear, 18T | N/A | 13 | 30 |
| Gear, 18T, Drive Shaft | N/A | 13 | 39 |
| Gear, 18T, Feed | N/A | 4 | 25 |
| Gear, 18T, Interior Separator | N/A | 4 | 44 |
| Gear, 18T, Roller Shaft | N/A | 13 | 43 |
| Gear, 18T, Separator | N/A | 4 | 10 |
| Gear, 19T | N/A | 20 | 77 |
| Gear, 19T | N/A | 13 | 28 |
| Gear, 19T, Feed | N/A | 4 | 23 |
| Gear, 20T | N/A | 20 | 75 |
| Gear, 22T | N/A | 17 | 26 |
| Gear, 22T w/Sprocket, 11T | N/A | 10 | 14 |
| Gear, 24T, Feed | N/A | 4 | 40 |
| Gear, 25T | N/A | 17 | 13 |
| Gear, 26T, Front Feed | N/A | 4 | 31 |
| Gear, 26T, Rear Feed | N/A | 4 | 42 |
| Gear, 28T | N/A | 9 | 26 |
| Gear, 29T, Lower External | N/A | 4 | 36 |
| Gear, 29T, Lower Internal | N/A | 4 | 35 |
| Gear, 29T, Upper External | N/A | 4 | 39 |
| Gear, 29T, Upper Internal | N/A | 4 | 38 |
| Gear, 30T | N/A | 20 | 9 |
| Gear, 31T | N/A | 3 | 14 |
| Gear, 32T, Feed | N/A | 4 | 29 |
| Gear, 39T | N/A | 17 | 12 |
| Gear, 40T | N/A | 20 | 11 |
| Gear, 43T, Feed | N/A | 4 | 32 |
| Gear, 45T | N/A | 13 | 89 |

INDEX BY DEC PART DESCRIPTION

PrintServer 40/40 Plus

| DESCRIPTION | DEC PART NO. | FIG. NO. | ITEM NO. |
|--|-----------------|-------------|-------------|
| Gear, 46T/15T | N/A | 10 | 9 |
| Gear, 47T w/Sprocket, 15T | N/A | 10 | 10 |
| Gear, Actuator | N/A | 17 | 23 |
| Gear, Agitator | N/A | 17 | 58 |
| Gear, Agitator Drive | N/A | 17 | 53 |
| Gear, Cam 35T | N/A | 18 | 13 |
| Gear, Cartridge Drive | N/A | 17 | 25 |
| Gear, Development Drive | N/A | 21 | 21 |
| Gear, Eccentric Oil Pump | N/A | 20 | 33 |
| Gear, Elevator Worm | N/A | 5 | 49 |
| Gear, Hopper Drive | N/A | 17 | 7 |
| Gear, Idle 24T | N/A | 21 | 15 |
| | | | |
| Gear, Idler 18T | N/A | 17 | 28 |
| Gear, Motor | 29-26317-00 | 9 | 50 |
| Gear, Pulley 22STS, 28T | N/A | 21 | 10 |
| Gear, Pulley 40Z | N/A | 21 | 70 |
| Gear, Relay Roller Drive | N/A | 21 | 18 |
| Gear, Separation Roller Drive | N/A | 21 | 16 |
| Grommet, Caterpillar | 90-07035-00 | 29 | 3 |
| Guide, Cassette Front | N/A | 13 | 2 |
| Guide, Cassette Rear | N/A | 13 | 18 |
| Guide, Cleaning Unit | 29-26030-00 | 16 | 3 |
| Guide, Development | N/A | 23 | 13 |
| Guide, Door | 29-26309-00 | 2 | 16 |
| | | | |
| Guide, Drum | N/A | 16 | 6 |
| Guide, Entrance Cover | 29-27215-01 | 10 | 6 |
| Guide, Entrance Tray | N/A | 14 | 1 |
| Guide, Feed Shaft | N/A | 13 | 22 |
| Guide, Feed Shaft | N/A | 4 | 27 |
| Guide, Front Holder Separation | N/A | 13 | 6 |
| Guide, Inversion Roller Shaft | N/A | 9 | 1 |
| Guide, Inverter Roller Shaft | N/A | 10 | 41 |
| Guide, Lower Entrance | 29-27213-01 | 10 | 3 |
| Guide, Lower Feed | N/A | 14 | 2 |
| Guide, Lower Relay Paper | N/A | 3 | 39 |
| Guide, Middle Feed | N/A | 14 | 3 |
| | | | |
| Guide, Paper Feed | N/A | 10 | 30 |
| Guide, PTL | 29-27840-01 | 14 | 9 |
| Guide, Separation | N/A | 13 | 5 |
| Guide, Separator | N/A | 4 | 13 |
| Guide, T & D Corona Assembly | N/A | 19 | 9 |
| Guide, Upper Entrance | 29-27214-01 | 10 | 5 |
| Guide, Upper Feed | N/A | 13 | 21 |
| Guide, Upper Paper | N/A | 4 | 33 |
| Guide, Upper Paper Exit | N/A | 20 | 89 |
| Guide, Upper Paper Exit | N/A | 10 | 8 |
| Guide, Upper Relay Paper | N/A | 3 | 22 |
| | | | |
| HARNESS ASSEMBLY, LARGE CAPACITY INPUT TRAY FRONT | N/A | 6 | N/A |
| HARNESS ASSEMBLY, LARGE CAPACITY INPUT TRAY REAR | N/A | 7 | N/A |
| | | | |
| Harness, (PD NF-G) Europe | N/A | 25 | 50 |
| Harness, (PD PCB-LCIT) | N/A | 25 | 28 |
| Harness, AC Main | N/A | 22 | 58 |
| Harness, AC Main | 29-26332-00 | 8 | 3 |

INDEX BY DEC PART DESCRIPTION

PrintServer 40/40 Plus

| DESCRIPTION | DEC PART NO. | FIG. NO. | ITEM NO. |
|--|-----------------|-------------|-------------|
| Harness, DC Main | N/A | 22 | 57 |
| Harness, DC Main | 29-26327-00 | 8 | 14 |
| Harness, DC Relay | N/A | 16 | 15 |
| Harness, Front Paper Relay | 29-26292-00 | 5 | 26 |
| Harness, Main Switch | N/A | 25 | 3 |
| Harness, Paper End | N/A | 3 | 3 |
| Harness, PD NF-PCB | N/A | 25 | 12 |
| Harness, PD PCB-CB-NF | N/A | 25 | 10 |
| Harness, Relay Device Controller | 29-26352-00 | 25 | 36 |
| Harness, Solenoid | 29-26336-00 | 8 | 13 |
| Heater, Fusing 120V, 900W | N/A | 20 | 38 |
| Heater, Fusing 230V, 900W | 29-25852-00 | 20 | 38 |
| Hinge, Door | N/A | 2 | 5 |
| Hinge, Front Cover | N/A | 23 | 30 |
| Hinge, Left Lower Door | N/A | 24 | 11 |
| Hinge, Right Lower Door | N/A | 24 | 17 |
| Hinge, Right Upper Door | N/A | 24 | 16 |
| Hinge, Right Upper Door | N/A | 24 | 5 |
| Holder, Band Laser Tube | N/A | 15 | 15 |
| Holder, Bias Terminal | N/A | 22 | 69 |
| Holder, Cam | N/A | 18 | 1 |
| Holder, Cleaning Blade | N/A | 18 | 22 |
| Holder, Connector Development Solenoid | N/A | 21 | 7 |
| Holder, CY2 Lens | N/A | 15 | 2 |
| Holder, Development Unit | N/A | 16 | 13 |
| Holder, Drum Shaft | N/A | 21 | 52 |
| Holder, Elevator Belt | N/A | 5 | 19 |
| Holder, Elevator Shaft | N/A | 5 | 11 |
| Holder, Fifth Mirror | N/A | 15 | 16 |
| Holder, Fourth Mirror | N/A | 15 | 20 |
| Holder, Front Slant | N/A | 3 | 28 |
| Holder, Lower Adjustable Belt | N/A | 5 | 17 |
| Holder, Module | 12-09856-03 | 27 | 11 |
| Holder, Oil Pipe | N/A | 20 | 34 |
| Holder, Rear Heater Socket | N/A | 20 | 47 |
| Holder, Rear Separation Guide | N/A | 13 | 19 |
| Holder, Rear Slant | 29-26303-00 | 3 | 34 |
| Holder, Separator Guide | N/A | 4 | 47 |
| Holder, Shaft | N/A | 18 | 9 |
| Holder, Shutter Spring | N/A | 17 | 22 |
| Holder, Slide Shaft | N/A | 13 | 91 |
| Holder, Upper Adjustable Belt | N/A | 5 | 14 |
| Hook | N/A | 2 | 23 |
| Hook, S-Hook | N/A | 21 | 32 |
| Housing, Molding Optical | N/A | 15 | 5 |
| Idler, (4MM) | N/A | 17 | 46 |
| Idler, Registration Belt | 29-26289-00 | 21 | 28 |
| Inlet, w/Harness (PD NF-VT) | N/A | 25 | 22 |
| Inlet, w/Harness (PD PCB-EN) | N/A | 25 | 23 |
| Inlet, w/Harness (PD PCB-UN) | 29-26343-00 | 25 | 24 |
| Input Assembly, AC | 29-26298-00 | 7 | 5 |
| Input Assembly, AC 220/240V | 29-26047-00 | 22 | 60 |
| Insert, PrintServer 40plus | 74-38284-01 | 26A | Not Shown |
| INVERTER ASSEMBLY, FACE DOWN STACKER | N/A | 9 | N/A |

INDEX BY DEC PART DESCRIPTION

PrintServer 40/40 Plus

| DESCRIPTION | DEC PART NO. | FIG. NO. | ITEM NO. |
|---|-----------------|-------------|-------------|
| KEYBOARD ASSEMBLY, LK201-A | LK201-RE | 1A | 8 |
| KEYBOARD ASSEMBLY, LK201-A | LK201-RE | 1 | 8 |
| Kit, Bracket (LCIT) | 29-26595-00 | 5 | Not Shown |
| Kit, Brake Registration (Print Engine) | 29-26600-00 | 21 | Not Shown |
| Kit, Door (LCIT) | 29-26602-00 | 2 | Not Shown |
| Kit, Drive Sprocket Gear | 29-26032-00 | 17 | Not Shown |
| Kit, Feed Roller | 29-25837-00 | 4,13 | Not Shown |
| Kit, Feeder (Print Engine) | 29-26020-00 | 13 | N/A |
| Kit, for 12 Inch Cable (DELQA) (Not Shown) | CK-DELQA-YB | 26A | 5 |
| Kit, Gear | 29-26603-00 | 3,4 | Not Shown |
| Kit, Gear (FDS) | 29-26598-00 | 9,10 | N/A |
| Kit, Gear & Pulley (Main Drive) | 29-26040-00 | 21 | Not Shown |
| Kit, Hardware (FDS) | 29-26599-00 | 8 | N/A |
| Kit, High Voltage Cable | 29-26048-00 | 22 | Not Shown |
| Kit, Inversion (FDS) | 29-26610-00 | 9 | N/A |
| Kit, Lever (LCIT) | 29-26596-00 | 5 | Not Shown |
| KIT, LPS40 COUNTRY (Europe/International) | PS2K1-AB | 1A | Not Shown |
| KIT, LPS40 COUNTRY (Europe/International) | PS2K1-AB | 1 | Not Shown |
| KIT, LPS40 COUNTRY (Japanese/Kanji) | PS2K1-AJ | 1 | Not Shown |
| KIT, LPS40 COUNTRY (Japanese/Kanji) | PS2K1-AJ | 1A | Not Shown |
| KIT, LPS40 COUNTRY (U.S./English) | PS2K1-AA | 1 | Not Shown |
| KIT, LPS40 COUNTRY (U.S./English) | PS2K1-AA | 1A | Not Shown |
| Kit, Miscellaneous Hardware | 29-26052-00 | 2-25 | Not Shown |
| Kit, Paper Drive Motor | 29-26614-00 | 4 | Not Shown |
| Kit, Retaining Rings & Clips | 29-25883-00 | 3-24 | Not Shown |
| Kit, Roller (Print Engine) | 29-25841-00 | 14 | Not Shown |
| Kit, Roller (FDS) | 29-26611-00 | 9 | Not Shown |
| Kit, Spring | 29-25882-00 | 4-23 | Not Shown |
| Kit, Spring (FDS) | 29-26597-00 | 9 | Not Shown |
| Kit, Spring (LCIT) | 29-26601-00 | 22 | Not Shown |
| Kit, Roller | 29-26604-00 | 22 | Not Shown |
| Knob, Fusing | N/A | 20 | 40 |
| Knob, Manual Development | N/A | 17 | 49 |
| Knob, Registration Roller | N/A | 13 | 69 |
| Knob, Registration Roller | N/A | 5 | 50 |
| Label, "Attention Fan Speed Control" | 36-25642-01 | 26 | Not Shown |
| Label, "Attention Fan Speed Control" | 36-25642-01 | 26A | Not Shown |
| Label, "CPU + 1RD" | 36-23314-04 | 26A | Not Shown |
| Label, "CPU + 1RD, Vertical" | 36-23314-04 | 26 | Not Shown |
| Label, "FCC, Class A Processor" | 36-17880-02 | 26A | Not Shown |
| Label, "Part Number, Rev, Mfg." | 90-09255-04 | 29 | Not Shown |
| Label, "Part Number, Rev, Mfr" | 90-09255-04 | 30 | Not Shown |
| Label, "Serial & Power, Universal" (USA) | 36-17674-14 | 26A | Not Shown |
| Label, "Serial" (USA) | 36-26818-01 | 26A | Not Shown |
| Label, "Serial, BA23 USA" | 36-26818-01 | 26 | Not Shown |
| Label, "Serial/Power, w/UL & CSA" (Canada) | 36-17674-20 | 26A | Not Shown |
| Label, "Serial/Power, w/UL & CSA" (Ireland) | 36-17674-01 | 26A | Not Shown |
| Label, "Warning, Equip. Rating" (added) | 36-17905-17 | 26 | Not Shown |
| Label, "Warning, Equipment Rating 220-240V" | 36-17905-05 | 26A | Not Shown |
| Label, Postcard FTZ | 36-21232-19 | 1A | Not Shown |
| Label, Postcard FTZ | 36-21232-19 | 1 | Not Shown |
| Lamp, Pre-Transfer | 29-25833-00 | 14 | 10 |
| Lamp, Quenching | 29-25825-00 | 16 | 18 |
| Latch, Door | 29-26355-00 | 24 | 15 |
| Lens Assembly, First Cylindrical | N/A | 15 | 26 |

INDEX BY DEC PART DESCRIPTION

PrintServer 40/40 Plus

| DESCRIPTION | DEC PART NO. | FIG. NO. | ITEM NO. |
|--|-----------------|-------------|-------------|
| Lens Assembly, First Spherical | N/A | 15 | 28 |
| Lens Assembly, FO | N/A | 15 | 7 |
| Lens Assembly, Second Spherical | N/A | 15 | 8 |
| Lens Assembly, Sync Detecting | N/A | 15 | 31 |
| Lens, Second Cylindrical (CY2) | N/A | 15 | 3 |
| Lever, Blade Solenoid | N/A | 21 | 59 |
| Lever, Cartridge | 29-26022-00 | 13 | 74 |
| Lever, Elevate Cassette | 29-26028-00 | 13 | 77 |
| Lever, Front Relay Lock | N/A | 3 | 21 |
| Lever, Front Release Exit Assembly | N/A | 20 | 93 |
| Lever, Fusing Safety Switch | 29-26043-00 | 22 | 18 |
| Lever, Hopper Drive | N/A | 17 | 24 |
| Lever, Left Adjustable Latch | N/A | 5 | 33 |
| Lever, Pressure | 29-26036-00 | 20 | 6 |
| Lever, Pressure Blade Solenoid | N/A | 21 | 60 |
| Lever, Rear Relay Lock | N/A | 3 | 40 |
| Lever, Rear Release Assembly Exit | N/A | 20 | 80 |
| Lever, Release Transport | 29-26871-00 | 23 | 1 |
| Lever, Right Adjustable Latch | N/A | 5 | 31 |
| Lever, Separation Pawl Solenoid | N/A | 21 | 62 |
| Lever, Vertical Feed Clutch | 29-26341-00 | 10 | 39 |
| Lever, Vertical Feed Door | N/A | 10 | 36 |
| Lever, Vertical Feed Door Release | N/A | 10 | 64 |
| Limiter, Torque | N/A | 13 | 35 |
| Limiter, Torque | N/A | 4 | 14 |
| MicroVAX II ASSEMBLY | 70-22385-01 | 26 | 1 |
| MicroVAX II ASSEMBLY | 70-22385-01 | 26A | 1 |
| MicroVAX II ASSEMBLY | 70-22385-01 | 27 | N/A |
| Mirror Assembly, First & Second | N/A | 15 | 29 |
| Mirror Assembly, Sync Detecting | N/A | 15 | 30 |
| Mirror Assembly, Third | N/A | 15 | 12 |
| Mirrors, Fourth & Fifth | N/A | 15 | 17 |
| MISCELLANEOUS COMPONENTS ASSEMBLY, FACE DOWN STACKER | N/A | 10 | N/A |
| Model LPS40-A3 (Europe/International Version) | LPS40-A3 | 1 | N/A |
| Model LPS40-AA (U.S./Canada Version) | LPS40-AA | 1 | N/A |
| Model LPS40-AJ (Japan/Kanji Version) | LPS40-AJ | 1 | N/A |
| Model LPS40-D3 (Europe/International Version) | LPS40-D3 | 1A | N/A |
| Model LPS40-DA (U.S./Canada Version) | LPS40-DA | 1A | N/A |
| Model LPS40-DJ (Japan/Kanji Version) | LPS40-DJ | 1A | N/A |
| Model LPS40-E3 (International Version) | LPS40-E3 | 1 | N/A |
| Model LPS40-EA (U.S./Canada Version) | LPS40-EA | 1 | N/A |
| Model LPS40-EJ (Japan/Kanji Version) | LPS40-EJ | 1 | N/A |
| Model LPS40-F3 (International Version) | LPS40-F3 | 1A | N/A |
| Model LPS40-FA (U.S./Canada Version) | LPS40-FA | 1A | N/A |
| Model LPS40-FJ (Japan/Kanji Version) | LPS40-FJ | 1A | N/A |
| Module, 16MB Memory Array for KA650 (added) (replaces MS650-AA) | MS650-BA | 26A | Not Shown |
| Module, 29116 Image Generator Processor | M7508-00 | 26A | Not Shown |
| Module, 29116 Image Generator Processor | M7508-00 | 26 | Not Shown |
| Module, 8MB Memory Expansion (added) (replaces MS630-BB) | MS630-CA | 26 | Not Shown |
| Module, BA23 Front Panel | 54-16458-01 | 29 | 9 |
| Module, Beam Power Detector | 29-25836-00 | 15 | 11 |
| Module, Development Motor Drive | 29-25867-00 | 22 | 14 |

INDEX BY DEC PART DESCRIPTION

PrintServer 40/40 Plus

| DESCRIPTION | DEC PART NO. | FIG. NO. | ITEM NO. |
|---|-----------------|-------------|-------------|
| Module, Device Controller | 29-25851-00 | 25 | 35 |
| Module, Full Page Bitmap Memory (2.5MB) | M7507-00 | 26 | Not Shown |
| Module, Full Page Bitmap Memory (2.5MB) Duplex | M7507-YA | 26A | Not Shown |
| Module, Full Page Bitmap Memory (2.5MB) Simplex | M7507-00 | 26A | Not Shown |
| Module, Function SEL/SLU Console Connect | 54-16744-01 | 27 | 3 |
| Module, Horizontal Line Processor w/1MB Font RAM (256KB) | M7519-AA | 26A | Not Shown |
| Module, Horizontal Line Processor w/256KB Font RAM | M7510-AA | 26 | Not Shown |
| Module, Horizontal Line Processor w/256KB Font RAM | M7510-AA | 26A | Not Shown |
| Module, Horizontal Line Processor w/256KB Font RAM | M7519-AA | 26 | Not Shown |
| Module, Interface | 29-26335-00 | 8 | 9 |
| Module, M7620-AA w/MOD ROM Code for Single | M7620-BA | 26A | Not Shown |
| Module, Main Control (LN02) | 29-25891-00 | 8 | 11 |
| Module, Main Motor Drive | 29-25869-00 | 22 | 16 |
| Module, MicroVAX II w/1MB, Floating Point | M7606-AA | 26 | Not Shown |
| Module, Paper Drive Motor | 29-26307-00 | 7 | 1 |
| Module, Polygon Motor Drive | 29-25868-00 | 22 | 15 |
| Module, Q-bus Grant Continuity (added) | M9047-00 | 26 | Not Shown |
| Module, Q-bus/Print Engine Interface | M7509-00 | 26 | Not Shown |
| Module, Q-bus/Print Engine Interface | M7509-00 | 26A | Not Shown |
| Module, Registration Sensor | 29-25832-00 | 14 | 8 |
| Module, Sequence Control | 29-25875-00 | 22 | 40 |
| Module, Sequence Control | 29-25875-00 | 11 | 1 |
| Module, Sequence Controller | 29-25898-00 | 6 | 2 |
| Module, Sync Detector | 29-25829-00 | 15 | 27 |
| Module, Toner Density Control | 29-25866-00 | 22 | 13 |
| Module, Video Control | N/A | 22 | 17 |
| Module, Video Control | 29-25870-00 | 11 | 2 |
| Motor Assembly | 29-25893-00 | 9 | 49 |
| MOTOR ASSEMBLY, CASSETTE | 29-25840-00 | 13 | 84 |
| Motor, Cassette | N/A | 13 | 85 |
| Motor, Elevator | 29-25900-00 | 5 | 46 |
| Motor, Main 30V, 43W | 29-25858-00 | 21 | 19 |
| Motor, Paper Drive | 29-25902-00 | 4 | 2 |
| Mount, Cable Tie | 90-08264-00 | 27 | 7 |
| Nut, Adjustable Plate | N/A | 5 | 18 |
| Nut, Hex (M3) | N/A | 25 | 40 |
| Nut, Hex (M4) | N/A | 20 | 60 |
| Nut, Hex (M5) | N/A | 24 | 19 |
| Nut, Kep No. 10-32 x 3/8 | 90-06565-00 | 29 | 7 |
| Nut, Kep No. 6 (deleted) | 90-09991-00 | 27 | 17 |
| Nut, Self-Locking Hex No. 6-32 x 5/16 | 90-08055-00 | 30 | 5 |
| OPTICAL HOUSING UNIT | 29-25909-00 | 11 | 3 |
| OPTICAL HOUSING UNIT, PRINT ENGINE | 29-25909-00 | 15 | N/A |
| Pack, Photo-Interrupter | 29-25845-00 | 13 | 7 |
| Pack, Photo-Interrupter | 29-25845-00 | 5 | 27 |
| Pack, Power B/C/PCC | 29-25879-00 | 22 | 68 |
| Pack, Power T & D | 29-26035-00 | 19 | 8 |
| Pad, Cleaning | 29-25816-00 | 20 | 5 |
| Pad, Oil | 29-25811-00 | 20 | 36 |
| Pan, Oil | N/A | 20 | 4 |
| PANEL ASSEMBLY, CONTROL | 70-22007-01 | 29 | N/A |
| PANEL ASSEMBLY, CONTROL (replaces 70-22007-01) | 70-22007-02 | 27 | 2 |
| Panel, AC Inlet | N/A | 25 | 17 |

INDEX BY DEC PART DESCRIPTION

PrintServer 40/40 Plus

| DESCRIPTION | DEC PART NO. | FIG. NO. | ITEM NO. |
|---|-----------------|-------------|-------------|
| Panel, BA23 Signal Distribution | 54-15633-00 | 30 | 2 |
| Panel, Connector | 29-26342-00 | 25 | 31 |
| Panel, Control | 74-30282-01 | 29 | 10 |
| Panel, Device Controller Left | N/A | 25 | 34 |
| Panel, Device Controller Right | N/A | 25 | 29 |
| Panel, Front Side | N/A | 2 | 19 |
| Panel, Indicator | 29-25842-00 | 12 | 5 |
| Panel, Indicator PCB | 29-25863-00 | 22 | 1 |
| Panel, Operation PCB | 29-25864-00 | 22 | 3 |
| Panel, Operation Display | N/A | 2 | 6 |
| Panel, Paper Guide | N/A | 2 | 20 |
| Panel, Side Rear | N/A | 2 | 1 |
| PAPER FEED ASSEMBLY, PRINT ENGINE | N/A | 13 | N/A |
| PAPER STOP ASSEMBLY | 29-27905-01 | 2 | 21 |
| Paper, Xerographic (11 x 17, 20 LB.) | 36-20926-07 | 1A | Not Shown |
| Paper, Xerographic (11 x 17, 20 LB.) | 36-20926-07 | 1 | Not Shown |
| Paper, Xerographic (135 x 257MM, 20 LB.) | 36-20926-12 | 1A | Not Shown |
| Paper, Xerographic (210 x 297MM, 20 LB.) | 36-20926-06 | 1 | Not Shown |
| Paper, Xerographic (210 x 297MM, 20 LB.) | 36-20926-06 | 1A | Not Shown |
| Paper, Xerographic (297 x 420MM, 20 LB.) | 36-20926-09 | 1A | Not Shown |
| Paper, Xerographic (297 x 420MM, 20 LB.) | 36-20926-09 | 1 | Not Shown |
| Paper, Xerographic (364 x 257MM, 20 LB.) | 36-20926-11 | 1A | Not Shown |
| Paper, Xerographic (364 x 257MM, 20 LB.) | 36-20926-11 | 1 | Not Shown |
| Paper, Xerographic (8.5 x 11, 20 LB.) | 36-20926-04 | 1A | Not Shown |
| Paper, Xerographic (8.5 x 11, 20 LB.) | 36-20926-04 | 1 | Not Shown |
| Paper, Xerographic (8.5 x 14, 20 LB.) | 36-20926-05 | 1A | Not Shown |
| Paper, Xerographic (8.5 x 14, 20 LB.) | 36-20926-05 | 1 | Not Shown |
| Pawl Assembly, Pick-Off | 29-25820-00 | 18 | 3 |
| Pawl, Separation | 29-25855-00 | 20 | 84 |
| Pin, Front Guide Cleaning | N/A | 18 | 28 |
| Pin, Fulcrum Vertical Feed Door | N/A | 10 | 40 |
| Pin, Pick-Off Pawl Shaft | N/A | 18 | 18 |
| Pin, Rear Guide Cleaning | N/A | 18 | 16 |
| Pipe, Joint | N/A | 18 | 29 |
| Pipe, Oil | N/A | 20 | 29 |
| Plane Assembly, Front | 70-22015-01 | 26 | 3 |
| Plane Assembly, Front | 70-22015-01 | 26A | 3 |
| Plate, Assistant Guide | N/A | 9 | 8 |
| Plate, Backspill | N/A | 17 | 37 |
| Plate, Blind Main Switch | N/A | 22 | 29 |
| Plate, Bottom | N/A | 25 | 6 |
| Plate, Bottom Drive Arm | N/A | 13 | 14 |
| Plate, Cable Clamp | N/A | 19 | 6 |
| Plate, Cartridge Guide | N/A | 17 | 48 |
| Plate, Connector Back | 74-28683-01 | 27 | 13 |
| Plate, Control Panel | 74-28657-01 | 29 | 1 |
| Plate, Damper | N/A | 21 | 24 |
| Plate, Development Bottom | N/A | 17 | 1 |
| Plate, Drum Stay Support | N/A | 16 | 1 |
| Plate, Entrance Guide | N/A | 20 | 2 |
| Plate, Front Drum Side | N/A | 16 | 2 |
| Plate, Front Entrance Side | N/A | 10 | 1 |
| Plate, Front Lower Side | N/A | 17 | 57 |
| Plate, Front Side Cleaning | N/A | 18 | 27 |
| Plate, Front Side Fusing | N/A | 20 | 37 |

INDEX BY DEC PART DESCRIPTION

PrintServer 40/40 Plus

| DESCRIPTION | DEC PART NO. | FIG. NO. | ITEM NO. |
|---|-----------------|-------------|-------------|
| Plate, Front Side Transport | N/A | 19 | 16 |
| Plate, Front Upper Side | N/A | 17 | 40 |
| Plate, Gear Fixing | N/A | 10 | 63 |
| Plate, Hinge Nut | N/A | 2 | 9 |
| Plate, Junction Gate Guide | N/A | 9 | 54 |
| Plate, Left Exit Guide | N/A | 9 | 41 |
| Plate, Left Inversion Guide | N/A | 9 | 46 |
| Plate, Legal Paper | N/A | 5 | 16 |
| Plate, Letter Paper | N/A | 5 | 16 |
| Plate, Mag Angle Adjusting | N/A | 17 | 43 |
| Plate, Mechanical Stop | N/A | 2 | 26 |
| Plate, Outlet Blind (U.S.) | N/A | 25 | 37 |
| Plate, Paper Feed Shield | N/A | 13 | 78 |
| Plate, Rear Entrance Side | N/A | 10 | 4 |
| Plate, Rear Lower Side | N/A | 17 | 6 |
| Plate, Rear Side Cleaning | N/A | 18 | 15 |
| Plate, Rear Side Fusing | N/A | 20 | 14 |
| Plate, Rear Side Transport | N/A | 19 | 4 |
| Plate, Rear Upper Side | N/A | 17 | 27 |
| Plate, Return Lever Guide | N/A | 8 | 26 |
| Plate, Return Roller Spring | 29-26310-00 | 9 | 35 |
| Plate, Right Inversion Guide | N/A | 9 | 9 |
| Plate, Separation Pawl Release | N/A | 20 | 83 |
| Plate, Shield Fusing Fan | N/A | 22 | 76 |
| Plate, Shield Indicator | N/A | 22 | 27 |
| Plate, Shield Transformer | N/A | 22 | 75 |
| Plate, Side Drum Rear | N/A | 23 | 17 |
| Plate, Side Feed, Front | N/A | 23 | 12 |
| Plate, Side Feed, Rear | N/A | 23 | 14 |
| Plate, Side Fusing | N/A | 23 | 28 |
| Plate, Side Fusing Rear | N/A | 23 | 21 |
| Plate, Side Transport | N/A | 23 | 4 |
| Plate, Slider Development Shutter | N/A | 21 | 3 |
| Plate, Transport Guide | N/A | 19 | 10 |
| Plug, Rubber | N/A | 24 | 8 |
| Plug, Select | N/A | 25 | 21 |
| Plug, Short Transformer | N/A | 22 | 77 |
| Power Cord | 17-00442-03 | 26 | Not Shown |
| Power Distribution Unit, Power Control Module | 29-26348-00 | 25 | 13 |
| Power Supply Unit | 29-26356-00 | 24 | 30 |
| Power Supply Unit, DC | 29-25877-00 | 22 | 63 |
| Power Supply Unit, LCIT | 29-25899-00 | 5 | 12 |
| Power Supply, 5V, 36A, +12V, 7A 230W | H7868-B | 28 | 2 |
| (replaces H7864-A)Power Supply, Controller (Europe) | 29-27276-01 | 25 | 2 |
| Power Supply, Controller (USA) | 29-25886-00 | 25 | 2 |
| Power Supply, DC | 29-25877-00 | 11 | 4 |
| Power Supply, Laser Drive | 29-25835-00 | 15 | 9 |
| POWER SUPPLY/DEVICE CONTROLLER UNIT, | N/A | 25 | N/A |
| SYSTEM CABINETPRINT ENGINE EXTERIOR | N/A | 12 | N/A |
| PRINT ENGINE UNIT COMPONENTS | N/A | 11 | N/A |
| PrintServer 40 | N/A | 1 | N/A |
| PrintServer 40 Plus | N/A | 1A | N/A |
| Pulley Assembly, Upper Elevator | 29-26305-00 | 5 | 2 |
| Pulley, 12XL | N/A | 21 | 25 |
| Pulley, 16STS | N/A | 21 | 11 |

INDEX BY DEC PART DESCRIPTION

PrintServer 40/40 Plus

| DESCRIPTION | DEC PART NO. | FIG. NO. | ITEM NO. |
|-------------------------------------|-----------------|-------------|-------------|
| Pulley, 16XL | N/A | 21 | 61 |
| Pulley, 18STS | N/A | 21 | 26 |
| Pulley, Adjustable Front | 29-26293-00 | 5 | 36 |
| Pulley, Drive | N/A | 19 | 13 |
| Pulley, Drum | N/A | 21 | 56 |
| Pulley, Lower Elevator | 29-26291-00 | 5 | 10 |
| Pulley, Motor 24STS | N/A | 21 | 9 |
| Pulley, Motor 24XL | N/A | 21 | 71 |
| Pulley, Rear Adjustable | N/A | 5 | 52 |
| Pulley, Relay | N/A | 3 | 35 |
| Pulley, Right | N/A | 19 | 15 |
| Rail, Cleaning Unit | N/A | 16 | 22 |
| Rail, Front Elevator | N/A | 5 | 41 |
| Rail, Lower Adjustable | N/A | 5 | 28 |
| Rail, Rear Elevator | N/A | 5 | 8 |
| Rail, T & D Corona | N/A | 16 | 20 |
| Rail, Upper Adjustable | N/A | 3 | 1 |
| Receptacle, Corona | 29-25823-00 | 16 | 14 |
| Receptacle, T & D Corona | 29-26034-00 | 19 | 7 |
| REGISTRATION ASSEMBLY, PRINT ENGINE | N/A | 14 | N/A |
| Resistor, Elevator Motor | 29-26301-00 | 3 | 12 |
| Retainer, Bearing | N/A | 17 | 14 |
| Retaining Ring (M5) | N/A | 21 | 78 |
| Ring, Retaining | N/A | 23 | 7 |
| Ring, Retaining (M2.5) | N/A | 17 | 70 |
| Ring, Retaining (M3) | N/A | 20 | 99 |
| Ring, Retaining (M3) | N/A | 22 | 35 |
| Ring, Retaining (M3) | N/A | 17 | 71 |
| Ring, Retaining (M3) | N/A | 13 | 50 |
| Ring, Retaining (M3) | N/A | 10 | 58 |
| Ring, Retaining (M3) | N/A | 3 | 42 |
| Ring, Retaining (M4) | N/A | 24 | 18 |
| Ring, Retaining (M4) | N/A | 20 | 100 |
| Ring, Retaining (M4) | N/A | 21 | 42 |
| Ring, Retaining (M4) | N/A | 20 | 52 |
| Ring, Retaining (M4) | N/A | 18 | 26 |
| Ring, Retaining (M4) | N/A | 17 | 72 |
| Ring, Retaining (M4) | N/A | 10 | 59 |
| Ring, Retaining (M4) | N/A | 13 | 73 |
| Ring, Retaining (M4) | N/A | 9 | 63 |
| Ring, Retaining (M4) | N/A | 14 | 19 |
| Ring, Retaining (M4) | N/A | 13 | 51 |
| Ring, Retaining (M4) | N/A | 5 | 67 |
| Ring, Retaining (M4) | N/A | 4 | 49 |
| Ring, Retaining (M4) | N/A | 3 | 46 |
| Ring, Retaining (M5) | N/A | 20 | 101 |
| Ring, Retaining (M5) | N/A | 17 | 73 |
| Ring, Retaining (M5) | N/A | 19 | 21 |
| Ring, Retaining (M5) | N/A | 20 | 53 |
| Ring, Retaining (M5) | N/A | 13 | 52 |
| Ring, Retaining (M5) | N/A | 14 | 20 |
| Ring, Retaining (M5) | N/A | 4 | 46 |
| Ring, Retaining (M6) | N/A | 21 | 43 |
| Ring, Retaining (M6) | N/A | 20 | 54 |
| Ring, Retaining (M6) | N/A | 19 | 22 |

INDEX BY DEC PART DESCRIPTION

PrintServer 40/40 Plus

| DESCRIPTION | DEC PART NO. | FIG. NO. | ITEM NO. |
|------------------------------------|-----------------|-------------|-------------|
| Ring, Retaining (M6) | N/A | 17 | 74 |
| Ring, Retaining (M6) | N/A | 13 | 53 |
| Ring, Retaining (M6) | N/A | 9 | 64 |
| Ring, Retaining (M6) | N/A | 14 | 21 |
| Ring, Retaining (M6) | N/A | 10 | 60 |
| Ring, Retaining (M6) | N/A | 5 | 68 |
| Ring, Retaining (M6) | N/A | 4 | 51 |
| Ring, Retaining (M6) | N/A | 3 | 43 |
| Ring, Retaining (M7) | N/A | 20 | 55 |
| Ring, Retaining (M7) | N/A | 17 | 75 |
| Ring, Retaining (M8) | N/A | 17 | 76 |
| Ring, Retaining (M8) | N/A | 13 | 54 |
| Ring, Retaining C-Type | N/A | 20 | 56 |
| Ring, Retaining C-Type (M14) | N/A | 17 | 77 |
| Ring, Retaining C-Type (M16) | N/A | 21 | 79 |
| Ring, Snap | N/A | 13 | 3 |
| Ring, Snap | N/A | 4 | 12 |
| Roller, Adjustable Bracket Frame | N/A | 5 | 40 |
| Roller, Boss Inversion | N/A | 9 | 5 |
| Roller, Development | N/A | 17 | 5 |
| Roller, Elevator | 29-27212-01 | 5 | 21 |
| Roller, Feed | N/A | 13 | 31 |
| Roller, Feed | 29-25102-00 | 4 | 24 |
| Roller, Hot | 29-26038-00 | 20 | 44 |
| Roller, Inversion Drive | N/A | 9 | 52 |
| Roller, Knob Registration | N/A | 9 | 44 |
| Roller, Left Inversion | N/A | 9 | 38 |
| Roller, Left Lower Exit | N/A | 9 | 45 |
| Roller, Left Transport | N/A | 19 | 11 |
| Roller, Left Upper Exit | 29-26315-00 | 9 | 40 |
| Roller, Lower Exit | N/A | 20 | 92 |
| Roller, Lower Registration | N/A | 14 | 5 |
| Roller, Lower Relay | 29-27207-01 | 3 | 26 |
| Roller, Paddle | N/A | 17 | 4 |
| Roller, Pre-Feed | 29-25103-00 | 13 | 29 |
| Roller, Pre-Feed | 29-25103-00 | 4 | 22 |
| Roller, Pressure | 29-26039-00 | 20 | 45 |
| Roller, Pressure Spring Separation | N/A | 13 | 37 |
| Roller, Relay | N/A | 14 | 4 |
| Roller, Return | 29-26314-00 | 9 | 34 |
| Roller, Right Inversion | N/A | 9 | 4 |
| Roller, Right Lower Exit | 29-26324-00 | 10 | 24 |
| Roller, Right Transport | N/A | 19 | 12 |
| Roller, Right Upper Exit | 29-26297-00 | 9 | 32 |
| Roller, Separation | N/A | 13 | 34 |
| Roller, Separator | N/A | 4 | 15 |
| Roller, Upper Exit | N/A | 20 | 91 |
| Roller, Upper Inversion | 29-26316-00 | 9 | 42 |
| Roller, Upper Registration | N/A | 14 | 6 |
| Roller, Upper Relay | N/A | 3 | 23 |
| Roller, Vertical Feed | 29-26286-00 | 10 | 45 |
| Roller, Vertical Feed | 29-26322-00 | 9 | 31 |
| Saddle, Wire | N/A | 21 | 51 |
| Saddle, Wire | N/A | 22 | 54 |

INDEX BY DEC PART DESCRIPTION

PrintServer 40/40 Plus

| DESCRIPTION | DEC PART NO. | FIG. NO. | ITEM NO. |
|---|-----------------|-------------|-------------|
| Scanner Assembly, Polygon | 29-25834-00 | 15 | 6 |
| Screen, Laser Tube | N/A | 15 | 18 |
| Screen, Sync Detector | N/A | 15 | 32 |
| Screw, (M5 x 20) | N/A | 21 | 41 |
| Screw, Adjustable Bracket Roller Frame | N/A | 5 | 39 |
| Screw, Adjustable Latch Lever | N/A | 5 | 37 |
| Screw, Basis (M4) | N/A | 15 | 1 |
| Screw, Control Bracket | N/A | 24 | 10 |
| Screw, Cover | N/A | 24 | 6 |
| Screw, Hex Hd. Set | N/A | 13 | 68 |
| Screw, Hex Hd. Set (M5 x 5) | N/A | 13 | 66 |
| Screw, Hex Headless Set (M4 x 4) | N/A | 21 | 47 |
| Screw, Hex Headless Set (M4 x 4) | N/A | 9 | 12 |
| Screw, Hex Headless Set (M4 x 4) | N/A | 4 | 52 |
| Screw, Hex Headless Set (M4 x 5) | N/A | 9 | 62 |
| Screw, Hex Headless Set (M4 x 5) | N/A | 10 | 56 |
| Screw, Hex Headless Set (M4 x 6) | N/A | 18 | 38 |
| Screw, Hex Headless Set (M5 x 5) | N/A | 21 | 44 |
| Screw, Hex Headless Set (M5 x 5) | N/A | 10 | 57 |
| Screw, Hex Headless Set (M5 x 6) | N/A | 4 | 53 |
| Screw, Hex Headless Set (M5 x 6) | N/A | 5 | 58 |
| Screw, Knob | N/A | 16 | 30 |
| Screw, Knob (M4 x 6.5) | N/A | 22 | 81 |
| Screw, Knob (M4 x 6.5) | N/A | 12 | 13 |
| Screw, Knob (M4 x 6.5) | N/A | 13 | 49 |
| Screw, Laser Band | N/A | 15 | 4 |
| Screw, Phl Hd w/Flat Washer | N/A | 13 | 70 |
| Screw, Phl Pan Hd w/Flat Washer (M3 x 6) | N/A | 3 | 50 |
| Screw, Phl Counter Sunk Hd. (M3 x 4) | N/A | 24 | 26 |
| Screw, Phl Flange (M4 x 6) | N/A | 25 | 45 |
| Screw, Phl Hd w/Flat Washer | N/A | 13 | 61 |
| Screw, Phl Hd. W/Flat Washer (M4 x 6) | N/A | 19 | 20 |
| Screw, Phl Hd. W/Flat Washer (M4 x 6) | N/A | 20 | 48 |
| Screw, Phl Hd. w/Flat Washer (M4 x 6) | N/A | 5 | 69 |
| Screw, Phl Hd. w/Flat Washer (M4 x 6) | N/A | 8 | 37 |
| Screw, Phl Hd. w/Flat Washer (M4 x 6) | N/A | 3 | 45 |
| Screw, Phl Hd. w/Flat Washer (M4 x 8) | N/A | 9 | 58 |
| Screw, Phl Hd. w/Flat Washer (M4 x 8) | N/A | 5 | 59 |
| Screw, Phl Hd. w/Flat Washer (M5 x 8) | N/A | 8 | 38 |
| Screw, Phl Pan Hd (M3 x 5) | N/A | 13 | 63 |
| Screw, Phl Pan Hd (M3 x 5) | N/A | 4 | 9 |
| Screw, Phl Pan Hd (M4 x 10) | N/A | 3 | 52 |
| Screw, Phl Pan Hd (M4 x 6) | N/A | 13 | 76 |
| Screw, Phl Pan Hd (M43 x 12) | N/A | 6 | 13 |
| Screw, Phl Pan Hd No. 6-32 x 1/4 | 90-00049-01 | 27 | 14 |
| Screw, Phl Pan Hd w/Flat Washer (M4 x 10) | N/A | 20 | 103 |
| Screw, Phl Pan Hd. (M3 x 14) | N/A | 10 | 22 |
| Screw, Phl Pan Hd. (M3 x 14) | N/A | 14 | 25 |
| Screw, Phl Pan Hd. (M3 x 4) | N/A | 17 | 68 |
| Screw, Phl Pan Hd. (M3 x 5) | N/A | 25 | 42 |
| Screw, Phl Pan Hd. (M3 x 5) | N/A | 21 | 40 |
| Screw, Phl Pan Hd. (M3 x 5) | N/A | 15 | 38 |
| Screw, Phl Pan Hd. (M3 x 5) | N/A | 18 | 37 |
| Screw, Phl Pan Hd. (M3 x 5) | N/A | 17 | 69 |
| Screw, Phl Pan Hd. (M3 x 5) | N/A | 20 | 50 |

INDEX BY DEC PART DESCRIPTION

PrintServer 40/40 Plus

| DESCRIPTION | DEC PART NO. | FIG. NO. | ITEM NO. |
|------------------------------|-----------------|-------------|-------------|
| Screw, Phl Pan Hd. (M3 x 5) | N/A | 9 | 59 |
| Screw, Phl Pan Hd. (M3 x 5) | N/A | 8 | 39 |
| Screw, Phl Pan Hd. (M3 x 5) | N/A | 2 | 34 |
| Screw, Phl Pan Hd. (M3 x 6) | N/A | 9 | 60 |
| Screw, Phl Pan Hd. (M3 x 8) | N/A | 25 | 47 |
| Screw, Phl Pan Hd. (M3 x 8) | N/A | 8 | 40 |
| Screw, Phl Pan Hd. (M4 x 10) | N/A | 20 | 98 |
| Screw, Phl Pan Hd. (M4 x 10) | N/A | 22 | 32 |
| Screw, Phl Pan Hd. (M4 x 10) | N/A | 17 | 67 |
| Screw, Phl Pan Hd. (M4 x 10) | N/A | 17 | 66 |
| Screw, Phl Pan Hd. (M4 x 10) | N/A | 13 | 46 |
| Screw, Phl Pan Hd. (M4 x 10) | N/A | 10 | 54 |
| Screw, Phl Pan Hd. (M4 x 10) | N/A | 4 | 55 |
| Screw, Phl Pan Hd. (M4 x 10) | N/A | 5 | 64 |
| Screw, Phl Pan Hd. (M4 x 10) | N/A | 3 | 41 |
| Screw, Phl Pan Hd. (M4 x 10) | N/A | 2 | 32 |
| Screw, Phl Pan Hd. (M4 x 12) | N/A | 15 | 34 |
| Screw, Phl Pan Hd. (M4 x 12) | N/A | 19 | 19 |
| Screw, Phl Pan Hd. (M4 x 12) | N/A | 5 | 63 |
| Screw, Phl Pan Hd. (M4 x 14) | N/A | 23 | 37 |
| Screw, Phl Pan Hd. (M4 x 14) | N/A | 10 | 55 |
| Screw, Phl Pan Hd. (M4 x 14) | N/A | 5 | 61 |
| Screw, Phl Pan Hd. (M4 x 22) | N/A | 25 | 41 |
| Screw, Phl Pan Hd. (M4 x 22) | N/A | 25 | 52 |
| Screw, Phl Pan Hd. (M4 x 25) | N/A | 15 | 35 |
| Screw, Phl Pan Hd. (M4 x 4) | N/A | 9 | 61 |
| Screw, Phl Pan Hd. (M4 x 6) | N/A | 23 | 34 |
| Screw, Phl Pan Hd. (M4 x 6) | N/A | 25 | 48 |
| Screw, Phl Pan Hd. (M4 x 6) | N/A | 24 | 25 |
| Screw, Phl Pan Hd. (M4 x 6) | N/A | 22 | 30 |
| Screw, Phl Pan Hd. (M4 x 6) | N/A | 20 | 68 |
| Screw, Phl Pan Hd. (M4 x 6) | N/A | 21 | 38 |
| Screw, Phl Pan Hd. (M4 x 6) | N/A | 20 | 62 |
| Screw, Phl Pan Hd. (M4 x 6) | N/A | 22 | 78 |
| Screw, Phl Pan Hd. (M4 x 6) | N/A | 15 | 33 |
| Screw, Phl Pan Hd. (M4 x 6) | N/A | 18 | 36 |
| Screw, Phl Pan Hd. (M4 x 6) | N/A | 19 | 18 |
| Screw, Phl Pan Hd. (M4 x 6) | N/A | 17 | 65 |
| Screw, Phl Pan Hd. (M4 x 6) | N/A | 17 | 64 |
| Screw, Phl Pan Hd. (M4 x 6) | N/A | 16 | 31 |
| Screw, Phl Pan Hd. (M4 x 6) | N/A | 9 | 56 |
| Screw, Phl Pan Hd. (M4 x 6) | N/A | 10 | 53 |
| Screw, Phl Pan Hd. (M4 x 6) | N/A | 14 | 16 |
| Screw, Phl Pan Hd. (M4 x 6) | N/A | 13 | 44 |
| Screw, Phl Pan Hd. (M4 x 6) | N/A | 8 | 35 |
| Screw, Phl Pan Hd. (M4 x 6) | N/A | 8 | 34 |
| Screw, Phl Pan Hd. (M4 x 6) | N/A | 5 | 55 |
| Screw, Phl Pan Hd. (M4 x 6) | N/A | 7 | 8 |
| Screw, Phl Pan Hd. (M4 x 6) | N/A | 4 | 56 |
| Screw, Phl Pan Hd. (M4 x 6) | N/A | 6 | 9 |
| Screw, Phl Pan Hd. (M4 x 6) | N/A | 2 | 33 |
| Screw, Phl Pan Hd. (M4 x 6) | N/A | 2 | 35 |
| Screw, Phl Pan Hd. (M4 x 8) | N/A | 20 | 69 |
| Screw, Phl Pan Hd. (M4 x 8) | N/A | 22 | 79 |
| Screw, Phl Pan Hd. (M4 x 8) | N/A | 20 | 51 |

INDEX BY DEC PART DESCRIPTION

PrintServer 40/40 Plus

| DESCRIPTION | DEC PART NO. | FIG. NO. | ITEM NO. |
|---|-----------------|-------------|-------------|
| Screw, Phl Pan Hd. (M4 x 8) | N/A | 9 | 57 |
| Screw, Phl Pan Hd. (M4 x 8) | N/A | 5 | 60 |
| Screw, Phl Pan Hd. (M5 x 35) | N/A | 5 | 65 |
| Screw, Phl Pan Hd. (M5 x 40) | N/A | 4 | 54 |
| Screw, Phl Pan Hd. (M5 x 8) | N/A | 25 | 39 |
| Screw, Phl Pan Hd. (M5 x 8) | N/A | 24 | 27 |
| Screw, Phl Pan Hd. (M5 x 8) | N/A | 22 | 80 |
| Screw, Phl Self Tap (M4 x 6) | N/A | 21 | 77 |
| Screw, Phl Sunken Hd. (M3 x 10) | N/A | 2 | 30 |
| Screw, Phl Tapping (M4 x 8) | N/A | 23 | 35 |
| Screw, Phl Tapping (M4 x 8) | N/A | 22 | 31 |
| Screw, Phl Tapping (M4 x 8) | N/A | 16 | 32 |
| Screw, Phl Tapping (M4 x 8) | N/A | 13 | 45 |
| Screw, Phl Tapping (M4 x 8) | N/A | 13 | 67 |
| Screw, Phl Tapping (M4 x 8) | N/A | 14 | 17 |
| Screw, Phl Tapping (M4 x 8) | N/A | 21 | 50 |
| Screw, Phl Truss Hd. (M4 x 8) | N/A | 7 | 15 |
| Screw, Phl Truss Hd. (M4 x 6) | N/A | 22 | 33 |
| Screw, Phl Truss Hd. (M4 x 6) | N/A | 20 | 49 |
| Screw, Phl Truss Hd. (M4 x 6) | N/A | 12 | 12 |
| Screw, Phl Truss Hd. (M4 x 6) | N/A | 8 | 36 |
| Screw, Phl Truss Hd. (M4 x 6) | N/A | 2 | 29 |
| Screw, Phl W/Flat Washer (M4 x 10) | N/A | 15 | 37 |
| Screw, Phl w/Flat Washer (M4 x 12) | N/A | 23 | 31 |
| Screw, Phl w/Flat Washer (M4 x 6) | N/A | 23 | 36 |
| Screw, Phl w/Flat Washer (M4 x 6) | N/A | 22 | 34 |
| Screw, Phl W/Flat Washer (M4 x 6) | N/A | 16 | 33 |
| Screw, Phl W/Flat Washer (M4 x 6) | N/A | 15 | 36 |
| Screw, Phl W/Flat Washer (M4 x 6) | N/A | 12 | 14 |
| Screw, Phl w/Flat Washer (M4 x 6) | N/A | 10 | 62 |
| Screw, Phl W/Flat Washer (M4 x 6) | N/A | 14 | 18 |
| Screw, Phl w/Flat Washer (M4 x 6) | N/A | 13 | 47 |
| Screw, Phl w/Flat Washer (M4 x 6) | N/A | 2 | 31 |
| Screw, Phl w1/Flat Washer (M4 x 6) | N/A | 21 | 39 |
| Screw, Self-Tapping Phl Pan Hd No. 6-32 x 1/2 | 90-09800-00 | 29 | 8 |
| Screw, Sems Phl Pan Hd No. 6-32 x 1/4 | 90-10174-00 | 27 | 9 |
| Screw, Sems Phl Pan Hd No. 6-32 x 5/16 | 90-10155-00 | 29 | 5 |
| Screw, Sems Phl Pan Hd No. 6-32 x 5/8 (replaces 90-00049-01) | 90-00062-10 | 28 | 4 |
| Screw, Sems Phl Pan Hd No. 8-32 x 1/4 | 90-09545-00 | 30 | 6 |
| Screw, Sems Phl Pan Hd No. 8-32 x 5/16 | 90-10174-01 | 28 | 8 |
| Screw, Shoulder (M4) | N/A | 3 | 49 |
| Screw, Shoulder Spring | N/A | 17 | 54 |
| Screw, Shutter Stepping | N/A | 22 | 44 |
| Screw, Slot Hd. (M4) | N/A | 6 | 7 |
| Screw, Steps | N/A | 3 | 10 |
| Screw, Stepped | N/A | 20 | 16 |
| Screw, Stepped | 29-26093-00 | 2 | 25 |
| Screw, Stepped (M4) | N/A | 10 | 44 |
| Screw, Stepped (M4) | N/A | 8 | 25 |
| Screw, Stepping (M4) | N/A | 21 | 1 |
| Screw, Stepping (M4) | N/A | 22 | 4 |
| Screw, Tapping (M4 x 6) | N/A | 20 | 96 |
| Screw, Tapping (M4 x 8) | N/A | 20 | 97 |
| Screw, Tapping (M4 x 8) | N/A | 13 | 48 |

INDEX BY DEC PART DESCRIPTION

PrintServer 40/40 Plus

| DESCRIPTION | DEC PART NO. | FIG. NO. | ITEM NO. |
|-----------------------------------|-----------------|-------------|-------------|
| Screw, Tapping (M4 x 8) | N/A | 9 | 14 |
| Screw, Toner Collecting | N/A | 18 | 19 |
| Screw, Toner Collection | N/A | 17 | 2 |
| Screw, Toner Transport | N/A | 17 | 36 |
| Screw, w/Flat Washer (M4 x 8) | N/A | 25 | 44 |
| Seal, Development Bottom Plate | N/A | 17 | 61 |
| Seal, Entrance | N/A | 18 | 24 |
| Seal, Front Brush Development | N/A | 17 | 42 |
| Seal, Front Rubber Development | N/A | 17 | 41 |
| Seal, Hopper | N/A | 17 | 15 |
| Seal, PCC | N/A | 18 | 35 |
| Seal, Rear Brush Development | N/A | 17 | 30 |
| Seal, Rear Rubber Development | N/A | 17 | 29 |
| Seal, Toner Supply Shutter | N/A | 17 | 32 |
| SENSOR ASSEMBLY, HOME POSITION | N/A | 22 | 43 |
| Sensor, LED Type S | 29-25846-00 | 22 | 8 |
| Sensor, LED Type S | N/A | 20 | 74 |
| Sensor, LED Type S | 29-25846-00 | 22 | 45 |
| Sensor, LED Type S | 29-25846-00 | 13 | 10 |
| Sensor, LED Type S | 29-25846-00 | 13 | 83 |
| Sensor, LED Type T | 29-26339-00 | 10 | 21 |
| Sensor, LED Type T | 29-26339-01 | 5 | 43 |
| Sensor, LED Type T | 29-26339-00 | 4 | 8 |
| Sensor, LED Type T | 29-26339-00 | 3 | 2 |
| Sensor, Oil End | 29-25810-00 | 20 | 28 |
| Sensor, Relay | 29-26313-00 | 3 | 33 |
| Sensor, Safety | 29-26296-00 | 6 | 6 |
| Sensor, Stack Over | 29-26046-00 | 22 | 59 |
| Sensor, Toner Density | 29-25911-00 | 17 | 59 |
| Shaft Assembly, Gear Pulley | N/A | 21 | 74 |
| Shaft, Adjustable Paper | N/A | 5 | 30 |
| Shaft, Development Drive | N/A | 21 | 22 |
| Shaft, Drive Arm | N/A | 13 | 15 |
| Shaft, Drive Fusing | N/A | 20 | 41 |
| Shaft, Drum | N/A | 16 | 9 |
| Shaft, Elevator | N/A | 5 | 9 |
| Shaft, Feed | N/A | 4 | 19 |
| Shaft, Feed Roller | N/A | 13 | 24 |
| Shaft, Fulcrum Return Roller | N/A | 9 | 33 |
| Shaft, Fulcrum Vertical Feed Door | N/A | 10 | 49 |
| Shaft, Fusing Safety Switch | N/A | 22 | 23 |
| Shaft, Left Inversion Roller | N/A | 9 | 37 |
| Shaft, Lever | N/A | 22 | 19 |
| Shaft, Long Elevator Collar | N/A | 5 | 5 |
| Shaft, Lower Clutch | N/A | 4 | 28 |
| Shaft, Paper Separator | 29-27206-01 | 4 | 45 |
| Shaft, Pre-Feed Roller | N/A | 13 | 23 |
| Shaft, Pressure Pick-Up | N/A | 4 | 21 |
| Shaft, Pulse Generator | N/A | 10 | 19 |
| Shaft, Rear Adjustable Pulley | N/A | 5 | 51 |
| Shaft, Relay | N/A | 3 | 19 |
| Shaft, Relay Lock Lever | N/A | 3 | 25 |
| Shaft, Relay Roller Drive | N/A | 21 | 23 |
| Shaft, Separation Pawl | N/A | 20 | 86 |
| Shaft, Separation Roller | N/A | 13 | 36 |

INDEX BY DEC PART DESCRIPTION

PrintServer 40/40 Plus

| DESCRIPTION | DEC PART NO. | FIG. NO. | ITEM NO. |
|---------------------------------|-----------------|-------------|-------------|
| Shaft, Separation Roller | N/A | 4 | 11 |
| Shaft, Separation Roller Drive | N/A | 13 | 42 |
| Shaft, Short Elevator Collar | N/A | 5 | 7 |
| Shaft, Slant | N/A | 3 | 27 |
| Shaft, Transport Unit Lock | N/A | 23 | 6 |
| Shield, AC Bracket | 74-28424-01 | 29 | 2 |
| Shield, ESD | 12-25646-01 | 29 | 11 |
| Shield, Glass | 29-25826-00 | 16 | 19 |
| Shield, Rubber | N/A | 16 | 25 |
| Shutter, Jam Detection | N/A | 20 | 73 |
| Shutter, Lower Toner Supply | N/A | 17 | 31 |
| Shutter, Stackover Sensor | 29-26045-00 | 3 | 7 |
| Shutter, Upper Toner Supply | N/A | 17 | 34 |
| Slider, Cam | N/A | 18 | 2 |
| Socket, Front Heater | 29-25853-00 | 20 | 39 |
| Socket, Rear Heater | 29-25807-00 | 20 | 13 |
| SOLENOID ASSEMBLY, FEED (LN02) | 29-26613-00 | 4 | 3 |
| Solenoid, Developer Replacement | 29-25857-00 | 21 | 5 |
| Solenoid, Feed LCIT | 29-25907-00 | 4 | 5 |
| Solenoid, Inversion | 29-25895-00 | 9 | 15 |
| Solenoid, Junction Gate | 29-25896-00 | 9 | 16 |
| Solenoid, Pre-Feed Roller | N/A | 13 | 81 |
| Solenoid, Return | 29-25890-00 | 9 | 24 |
| Solenoid, Separation Pawl | 29-25860-00 | 21 | 57 |
| Solenoid, Toner Replenishment | 29-26272-00 | 21 | 2 |
| Solenoid, Vertical Feed | 29-25897-00 | 9 | 28 |
| Spacer, (8.1 x 11.5 x 0.1MM) | 29-26235-00 | 17 | 79 |
| Spacer, Development | N/A | 17 | 63 |
| Spacer, Non-Metallic No. 8 | 90-09672-01 | 30 | 4 |
| Spacer, Side Elevator | N/A | 5 | 22 |
| Spring, Adjustable Latch Lever | N/A | 5 | 32 |
| Spring, Anchor | N/A | 22 | 48 |
| Spring, Anchor | N/A | 17 | 21 |
| Spring, Anchor (M5 x 6) | N/A | 21 | 14 |
| Spring, Assistant Guide Plate | N/A | 9 | 7 |
| Spring, Belt | N/A | 22 | 49 |
| Spring, Bottle Sensor | N/A | 22 | 6 |
| Spring, Brake | N/A | 21 | 36 |
| Spring, Cartridge Lever | N/A | 13 | 71 |
| Spring, Cleaning Blade | N/A | 21 | 58 |
| Spring, Cleaning Blade | N/A | 21 | 13 |
| Spring, Corona Wire | N/A | 18 | 7 |
| Spring, Corona Wire | N/A | 16 | 27 |
| Spring, Development Knob | N/A | 17 | 50 |
| Spring, Feed Roller | N/A | 10 | 48 |
| Spring, Front Relay Lock Lever | N/A | 3 | 20 |
| Spring, Front Release Lever | N/A | 20 | 95 |
| Spring, Fusing Drive | N/A | 20 | 8 |
| Spring, Gear | N/A | 17 | 44 |
| Spring, Gear Slide | N/A | 13 | 90 |
| Spring, Inversion Roller | N/A | 9 | 2 |
| Spring, Inverter Roller | N/A | 10 | 42 |
| Spring, Junction Gate | N/A | 9 | 17 |
| Spring, Latch | N/A | 10 | 34 |
| Spring, Leaf Transport | N/A | 19 | 2 |

INDEX BY DEC PART DESCRIPTION

PrintServer 40/40 Plus

| DESCRIPTION | DEC PART NO. | FIG. NO. | ITEM NO. |
|---|-----------------|-------------|-------------|
| Spring, Lever | N/A | 17 | 20 |
| Spring, Mirror Drive | N/A | 21 | 73 |
| Spring, Pick-Off Pawl Shaft | N/A | 18 | 5 |
| Spring, Pick-Up | N/A | 4 | 18 |
| Spring, Pre-Feed Roller Shaft | N/A | 13 | 57 |
| Spring, Pressure | N/A | 20 | 42 |
| Spring, Pressure | N/A | 4 | 17 |
| Spring, Pressure Arm | N/A | 18 | 17 |
| Spring, Pressure Exit Roller | N/A | 20 | 87 |
| Spring, Rear Relay Lock Lever | N/A | 3 | 18 |
| Spring, Rear Release Lever | N/A | 20 | 81 |
| Spring, Registration Roller | N/A | 14 | 12 |
| Spring, Relay Roller | N/A | 3 | 17 |
| Spring, Release Solenoid | N/A | 21 | 64 |
| Spring, Separation Pawl | N/A | 20 | 85 |
| Spring, Separation Pawl, Release Plate | N/A | 20 | 82 |
| Spring, Shutter | N/A | 17 | 19 |
| Spring, Solenoid | N/A | 21 | 65 |
| Spring, Tightener | N/A | 17 | 55 |
| Spring, Toner Collection Idler | N/A | 17 | 8 |
| Spring, Transport Release | N/A | 23 | 2 |
| Spring, Upper Cover | N/A | 20 | 35 |
| Spring, Vertical Feed Door | N/A | 10 | 38 |
| SPROCKET ASSEMBLY | 29-26608-00 | 10 | 11 |
| Sprocket, 12 (6MM) | N/A | 9 | 27 |
| Sprocket, 12T | N/A | 17 | 52 |
| Sprocket, 14T | N/A | 17 | 45 |
| Sprocket, 14T | N/A | 9 | 21 |
| Sprocket, 19T | N/A | 9 | 22 |
| Sprocket, 25T | N/A | 9 | 25 |
| Sprocket, Tension | N/A | 10 | 12 |
| Stabilizer, Lamp | 29-25874-00 | 22 | 38 |
| Stacker Assembly, Face Down | 30-25271-04 | 1A | 4 |
| Stacker Assembly, Face Down | 30-25271-04 | 1 | 4 |
| Stand, Adjustable | N/A | 24 | 13 |
| Stand, Adjustable | N/A | 2 | 11 |
| Stand, System (replaces 34-23503-01) | VT2XX-AA | 1A | 7 |
| Stand, VT Terminal (replaces 34-23503-01) | VT2XX-AA | 1 | 7 |
| Stand-Off | N/A | 25 | 14 |
| Stand-Off, (M3.2 x 4) | N/A | 25 | 46 |
| Stay | N/A | 10 | 7 |
| Stay, Front Upper | N/A | 23 | 27 |
| Stay, Fusing Upper | N/A | 23 | 25 |
| Stay, Lower Relay Paper | N/A | 3 | 24 |
| Stay, Paper End | N/A | 3 | 5 |
| Stay, Paper Feed Assembly | N/A | 13 | 12 |
| Stay, Registration | N/A | 14 | 7 |
| Stay, Transport | N/A | 19 | 3 |
| Stay, Upper Relay Paper | N/A | 3 | 32 |
| Stopper, Arm | N/A | 9 | 20 |
| Stopper, Rubber | N/A | 21 | 27 |
| Stopper, Shutter | N/A | 17 | 33 |
| Stud, Cartridge Lever | 29-26021-00 | 13 | 75 |
| Stud, Cord Clamp A | N/A | 22 | 51 |
| Stud, Exit Assembly Release Lever | N/A | 20 | 79 |

INDEX BY DEC PART DESCRIPTION

PrintServer 40/40 Plus

| DESCRIPTION | DEC PART NO. | FIG. NO. | ITEM NO. |
|---|-----------------|-------------|-------------|
| Stud, Latch | N/A | 10 | 33 |
| Stud, Lower Mounting | N/A | 8 | 30 |
| Stud, PCB | N/A | 25 | 32 |
| Stud, Rear Cover | N/A | 8 | 10 |
| Stud, Rear Cover | N/A | 8 | 7 |
| Stud, Upper Mounting | N/A | 8 | 31 |
| Sump, Oil | N/A | 20 | 3 |
| Support Assembly, Cleaning | N/A | 18 | 34 |
| Supporter, Shaft | N/A | 14 | 15 |
| Supporter, Shaft Transport Roller | 29-27277-01 | 21 | 75 |
| Switch w/Harness, Voltage Changing | 29-26275-00 | 25 | 25 |
| Switch, Cover Safety 100/120V | 29-26344-00 | 8 | 27 |
| Switch, Elevator | 29-26306-00 | 6 | 8 |
| Switch, Inter-Lock 2P | 29-25873-00 | 22 | 22 |
| Switch, Main Power | 29-25884-00 | 25 | 4 |
| Switch, Push AC | 29-25865-00 | 6 | 5 |
| Switch, Push AC | 29-25865-00 | 22 | 9 |
| Switch, Push Heater | 29-25871-00 | 22 | 20 |
| Switch, Transport Unit | 29-25878-00 | 22 | 64 |
| TABLE ASSEMBLY | N/A | 24 | 1 |
| Tank, Oil | N/A | 20 | 65 |
| Terminal, 600V (US) | 29-26350-00 | 25 | 18 |
| Terminal, Bias | 29-26049-00 | 22 | 70 |
| TERMINAL, VT320 VIDEO (w/Amber Phosphor) (240V) | VT320-C3 | 1A | 6 |
| TERMINAL, VT320 VIDEO (w/Amber Phosphor) (240V) | VT320-C3 | 1 | 6 |
| TERMINAL, VT320 VIDEO (W/White Phosphor) (240V) | VT320-A3 | 1A | 6 |
| TERMINAL, VT320 VIDEO (w/White Phosphor) (240V) | VT320-A3 | 1 | 6 |
| TERMINAL, VT382 VIDEO (Monochr.) (Kanji Text) (240V) | VT382-FB | 1 | 9 |
| TERMINAL, VT382 VIDEO (w/White Phosphor) (KANJI, 240V) | VT382-FB | 1A | 9 |
| Thermistor, Fusing | 29-25809-00 | 20 | 27 |
| Tie, Cable | 90-07034-00 | 26 | Not Shown |
| Tie, Cable | 90-07031-00 | 27 | 8 |
| Tie, Cable Self-Lock | 90-07034-00 | 26A | Not Shown |
| Tightener, Cleaning/Fusing Drive Belt | N/A | 21 | 72 |
| Tightener, Drum Drive Belt | 29-26041-00 | 21 | 53 |
| Tightener, Relay | N/A | 3 | 37 |
| Tightener, Roller | N/A | 3 | 38 |
| Transformer | 29-25887-00 | 25 | 1 |
| Transformer (FDS) | 29-25894-00 | 8 | 4 |
| Transformer, 220/240V | 29-27586-01 | 22 | 61 |
| TRANSPORT ASSEMBLY (LN02) | 29-26606-00 | 3 | 15 |
| TRANSPORT UNIT | 29-25849-00 | 11 | 7 |
| TRANSPORT UNIT, PRINT ENGINE | 29-25849-00 | 19 | N/A |
| Tray Assembly, Large Capacity Input | 30-25271-03 | 1A | 3 |
| Tray Assembly, Large Capacity Input | 30-25271-03 | 1 | 3 |
| TRAY ASSEMBLY, LARGE CAPACITY INPUT (EXTERIOR) | N/A | 2 | N/A |
| TRAY ASSEMBLY, LARGE CAPACITY INPUT/STACKER FACE DOWN | LN02X-AA | 1 | 2 |
| TRAY ASSEMBLY, LARGE CAPACITY INPUT/STACKER FACE DOWN | LN02X-AA | 1A | 2 |
| Tray, Gear Head Motor | 29-25901-00 | 5 | 47 |
| Tray, Lower Bracket Paper Exit | N/A | 8 | 21 |
| Tray, Paper Exit | 29-26018-00 | 8 | 2 |
| Tray, Upper Bracket Paper Exit | N/A | 8 | 1 |

INDEX BY DEC PART DESCRIPTION

PrintServer 40/40 Plus

| DESCRIPTION | DEC PART NO. | FIG. NO. | ITEM NO. |
|--|-----------------|-------------|-------------|
| TRAY/DRIVE ASSEMBLY, LARGE CAPACITY INPUT | N/A | 5 | N/A |
| TRAY/PAPER FEED ASSEMBLY, LARGE CAPACITY INPUT | N/A | 4 | N/A |
| TRAY/PAPER RELAY ASSEMBLY, LARGE CAPACITY INPUT | N/A | 3 | N/A |
| Tube, Cushion | N/A | 14 | 14 |
| Tube, Laser | 29-25827-00 | 15 | 13 |
| Tube, Rubber | N/A | 21 | 63 |
| UNIT COMPONENTS, SYSTEM CABINET | N/A | 24 | N/A |
| Washer, (5MM) | N/A | 22 | 82 |
| Washer, (6.5MM) | N/A | 17 | 80 |
| Washer, Flat No. 6 (deleted) | 90-06659-00 | 27 | 16 |
| Washer, Inner Toothed (M4) | N/A | 5 | 70 |
| Washer, Inner Toothed Lock (M5) | N/A | 25 | 43 |
| Washer, Lock (M5) | N/A | 24 | 29 |
| Washer, Phillips (M4) | N/A | 8 | 49 |
| Washer, Toothed (M4) | N/A | 20 | 61 |
| Washer, Toothed (M4) | N/A | 8 | 41 |
| Washer, Toothed (M4) | N/A | 8 | 42 |
| Washer, Toothed (M4) | N/A | 2 | 36 |
| Washer, Wave (8MM) | N/A | 2 | 28 |
| Wheel, Elevator Worm | 29-26304-00 | 5 | 6 |
| Wire Set, Main Corona | 29-26267-00 | 1A | Not Shown |
| Wire Set, Main Corona | 29-26267-00 | 1 | Not Shown |
| Wire Set, T. Corona | 29-26268-00 | 1 | Not Shown |
| Wire Set, T. Corona | 29-26268-00 | 1A | Not Shown |
| Wire, AC Inlet Panel Grounding | N/A | 25 | 11 |
| Wire, Bottom Plate Grounding | N/A | 25 | 7 |
| Wire, Corona Cleaner | 29-25814-00 | 18 | 33 |
| Wire, Ground Development | N/A | 17 | 18 |
| Wire, Grounding | N/A | 25 | 30 |
| Wire, Grounding Upper | N/A | 25 | 33 |
| Wire, Main Corona | N/A | 16 | 26 |
| Wire, PCC Corona | 29-25813-00 | 18 | 32 |
| Wire, PD NF-PCB | N/A | 25 | 16 |
| Wire, PD T-G | N/A | 25 | 19 |
| Wire, Saddle (WS-2NS) | N/A | 22 | 36 |
| Wire, T & S Corona | N/A | 16 | 28 |

READER'S COMMENTS

PrintServer 40/40 Plus System
Illustrated Parts Breakdown
EK-LPS40-IP-003

1. How did you use this manual? (Circle your response.)

- (a) Installation (c) Maintenance (e) Training
(b) Operation/Use (d) Programming (f) Other (Please specify) _____

2. Did the manual meet your needs? Yes ☐ No ☐ Why? _____

3. Please rate the manual on the following categories. (Circle your response.)

| | Excellent | Good | Fair | Poor | Unacceptable |
|-------------------------|-----------|------|------|------|--------------|
| Accuracy | 5 | 4 | 3 | 2 | 1 |
| Clarity | 5 | 4 | 3 | 2 | 1 |
| Completeness | 5 | 4 | 3 | 2 | 1 |
| Illustrations, examples | 5 | 4 | 3 | 2 | 1 |
| Overall ease of use | 5 | 4 | 3 | 2 | 1 |
| Table of Content, Index | 5 | 4 | 3 | 2 | 1 |

4. What things did you like *most* about this manual? _____

5. What things did you like *least* about this manual? _____

6. Please list and describe any errors you found in the manual.

| Page | Description/Location of Error |
|-------|-------------------------------|
| _____ | _____ |
| _____ | _____ |
| _____ | _____ |
| _____ | _____ |

7. Which of the following most clearly describes your job ? (Circle your response.)

- (a) Administrative Support (e) System Manager (i) Education/Trainer
(b) Manager/Supervisor (f) Computer Operator (j) Sales/Marketing
(c) Scientist/Engineer (g) Software Support (k) Other (Please specify)
(d) Programmer/Analyst (h) Hardware Support _____

OPTIONAL INFORMATION

Name _____ Job Title _____
Street _____ Company _____
City _____ Department _____
State/Country _____ Telephone Number _____
Postal (ZIP) Code _____ Date _____

THANK YOU FOR YOUR COMMENTS AND SUGGESTIONS.

Please do not use this form to order manuals. Contact your representative at Digital Equipment Corporation or (in the USA) call our DECdirect™ department at this toll-free number : 800-258-1710