

PDP-11

DATE: June 13

SUBJECT: PDP-11 EAE

TO: *J. Saviers* Lists A, C and FROM: Roger Cady
Design Rev. Comm.

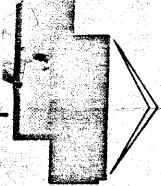
Proposed first pass at EAE instructions for PDP-11 are attached. This indicates the way in which these would be added within the framework of the basic instruction set.

Summary of Mnemonics:

		Source (6bit)	Destination (6bit)
MUL	A,B	↓	↓
DIV	A,B		
*ROT+N	R,A		
*ROTB+N	R,A		
*LSH+N	R,A		
*LSHD+N	R,A		
*ASH+N	R,A		
*ASHD+N	R,A		
NOR	R,A		
NORD	R,A		

*R field optional. If blank, no index.

JUN 18 1969



PDP-11

DATE: June 13

SUBJECT: PDP-11 EAE

TO: Lists A, C and FROM: Roger Cady
Design Rev. Comm.

Proposed first pass at EAE instructions for PDP-11 are attached. This indicates the way in which these would be added within the framework of the basic instruction set.

Summary of Mnemonics:

		Source (6bit)	Destination (6bit)
MUL	A, B	↓	↓
DIV	A, B		
*ROT <u>N</u>	R, A		
*ROTB <u>N</u>	R, A		
*LSH <u>N</u>	R, A		
*LSHD <u>N</u>	R, A		
*ASH <u>N</u>	R, A		
*ASHD <u>N</u>	R, A		
NOR	R, A		
NORD	R, A		

*R field optional. If blank, no index.

JUN 18 1969

PROPOSED EAE INSTRUCTIONS FOR PDP-11

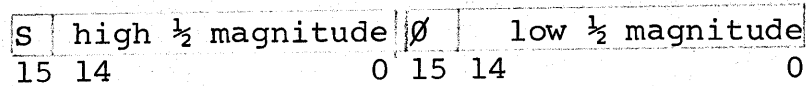
EAE will add the arithmetic power of multiply, divide, and a powerful multiple rotate, shift, and normalize group.

The adopted data structure is as follows:


Single Precision



Double Precision



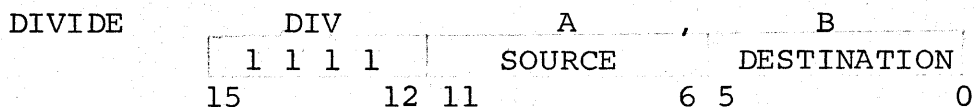
All double word operands are assumed to be in this form, all double word results are stored in this form.



$(SE) * (DE) \rightarrow (DE), (DE+2)$
 $(PC) + n \rightarrow PC$
 operands are considered to be
 16 point signed quantities

If both operands are maximum negative quantities, $1 \rightarrow V$ and operation will not take place. Otherwise N, Z set on result condition.

If destination is a register, the product will be stored in that register and the next register.
 (CAUTION: MUL A, %R5 will alter LP)



$\frac{(DE), (DE+2)}{(SE)} \rightarrow (DE), \text{Remainder} \rightarrow (DE+2)$
 $(PC) + n \rightarrow (PC)$

If both divisor and dividend are maximum negative quantities or if divisor is smaller than upper half of dividend 1 → V otherwise 1 → N if quotient negative 1 → Z if quotient zero.

Register destination note same as in MUL

ROTATE/SHIFT GROUP

Two word instruction.

B	000	110	1	OP	DESTINATION
15	14		9	8 7 6 5	0

	X	REG	S	COUNT
15	12	11 10	8 7 6	0

BITS			OPERATION	MNEMONIC
B	OP			
15	7	6		
0	0	0	Rotate with carry (word)	ROT
1	0	0	Rotate with carry (byte) In rotates, V gets complemented for every 1 shifted thru carry.	ROTB
0	0	1	Logical Shift (word)	LSH
1	0	1	Logical Shift (double word)	LSHD
0	1	0	Arithmetic Shift (word)	ASH
1	1	0	Arithmetic Shift (double word)	ASHD
0	1	1	Normalize (word)	NOR
1	1	1	Normalize (double word)	NORD

The second word determines direction and count for multiple Rotate/Shifts. The sign of the Count is the direction (+ = right, - = left). This is a Two's Complement 8 bit quantity.

ROT, ROTB, LSH, LSHD, ASH, ASHD:

If the X bit in the second word is set, the count is indexed by the contents of the register specified in the REG field.

NOR, NORD

The count and X bits are ignored if the instruction is normalize. The REG field determines where the normalize count is left after the operation. Previous contents of REG are destroyed.

Comments:

1. ROTB used to generate parity of byte data
2. Double word operations use the destination location and destination location +2.
3. Max effective count is 32. The effective count if indexed, after indexing) is determined by the least significant 5 bits.